



Customer Service
PO Box 11813
Harrisburg, PA 17108-1813

ACCOUNT STATEMENT

For the Month Ending
May 31, 2015

SAN BERNARDINO COUNTY

Client Management Team

Kenneth Schiebel, CFA

Managing Director
One Keystone Plaza, Suite 300
Harrisburg, PA 17101
717-232-2723
schiebelk@pfm.com

Danny A. Nelson

Senior Managing Consultant
222 North LaSalle, Suite 910
Chicago, IL 60601
312-523-2434
nelsond@pfm.com

Contents

Cover/Disclosures
Summary Statement
Individual Accounts

Accounts included in Statement

76990800 SAN BERNARDINO COUNTY

SAN BERNARDINO COUNTY
MR. JOHN JOHNSON
172 WEST THIRD STREET
1ST FLOOR
SAN BERNARDINO, CA 92415

Online Access <http://www.pfm.com>

Customer Service 1-717-232-2723

**Important Disclosures****Important Disclosures**

This statement is for general information purposes only and is not intended to provide specific advice or recommendations. PFM Asset Management LLC ("PFM") is an investment advisor registered with the Securities and Exchange Commission, and is required to maintain a written disclosure statement of our background and business experience. If you would like to receive a copy of our current disclosure statement, please contact Service Operations at the address below.

Proxy Voting PFM does not normally receive proxies to vote on behalf of its clients. However, it does on occasion receive consent requests. In the event a consent request is received the portfolio manager contacts the client and then proceeds according to their instructions. PFM's Proxy Voting Policy is available upon request by contacting Service Operations at the address below.

Questions About an Account PFM's monthly statement is intended to detail our investment advisory activity as well as the activity of any accounts held by clients in pools that are managed by PFM. The custodian bank maintains the control of assets and executes (i.e., settles) all investment transactions. The custodian statement is the official record of security and cash holdings and transactions. PFM recognizes that clients may use these reports to facilitate record keeping and that the custodian bank statement and the PFM statement should be reconciled and differences resolved. Many custodians use a settlement date basis which may result in the need to reconcile due to a timing difference.

Account Control PFM does not have the authority to withdraw funds from or deposit funds to the custodian. Our clients retain responsibility for their internal accounting policies; implementing and enforcing internal controls and generating ledger entries or otherwise recording transactions.

Market Value Generally, PFM's market prices are derived from closing bid prices as of the last business day of the month as supplied by Interactive Data, Bloomberg or Telerate. Where prices are not available from generally recognized sources the securities are priced using a yield-based matrix system to arrive at an estimated market value. Prices that fall between data points are interpolated. Non-negotiable FDIC-insured bank certificates of deposit are priced at par. Although PFM believes the prices to be reliable, the values of the securities do not always represent the prices at which the securities could have been bought or sold. Explanation of the valuation methods for money market and TERM funds is contained in the appropriate fund information statement.

Amortized Cost The original cost of the principal of the security is adjusted for the amount of the periodic reduction of any discount or premium from the purchase date until the date of the report. Discount or premium with respect to short term securities (those with less than one year to maturity at time of issuance) is amortized on a straightline basis. Such discount or premium with respect to longer term securities is amortized using the constant yield basis.

Tax Reporting Cost data and realized gains / losses are provided for informational purposes only. Please review for accuracy and consult your tax advisor to determine the tax consequences of your security transactions. PFM does not report such information to the IRS or other taxing authorities and is not responsible for the accuracy of such information that may be required to be reported to federal, state or other taxing authorities.

Financial Situation In order to better serve you, PFM should be promptly notified of any material change in your investment objective or financial situation.

Callable Securities Securities subject to redemption prior to maturity may be redeemed in whole or in part before maturity, which could affect the yield represented.

Portfolio The securities in this portfolio, including shares of mutual funds, are not guaranteed or otherwise protected by PFM, the FDIC (except for certain non-negotiable certificates of deposit) or any government agency. Investment in securities involves risks, including the possible loss of the amount invested.

Rating Information provided for ratings is based upon a good faith inquiry of selected sources, but its accuracy and completeness cannot be guaranteed. Shares of some money market and TERM funds are marketed through representatives of PFM's wholly owned subsidiary, PFM Fund Distributors, Inc. PFM Fund Distributors, Inc. is registered with the SEC as a broker/dealer and is a member of the Financial Industry Regulatory Authority ("FINRA") and the Municipal Securities Rulemaking Board ("MSRB"). You may reach the FINRA by calling the FINRA Regulator Public Disclosure Hotline at 1-888-289-9999 or at the FINRA Regulation Internet website address www.nasd.com. A brochure describing the FINRA Regulation Public Disclosure Program is also available from the FINRA upon request.

Key Terms and Definitions

Dividends on money market funds consist of interest earned, plus any discount ratably amortized to the date of maturity, plus all realized gains and losses on the sale of securities prior to maturity, less ratable amortization of any premium and all accrued expenses to the fund. Dividends are accrued daily and may be paid either monthly or quarterly. The monthly earnings on this statement represent the estimated dividend accrued for the month for any program that distributes earnings on a quarterly basis. There is no guarantee that the estimated amount will be paid on the actual distribution date.

Current Yield is the net change, exclusive of capital changes and income other than investment income, in the value of a hypothetical fund account with a balance of one share over the seven-day base period including the statement date, expressed as a percentage of the value of one share (normally \$1.00 per share) at the beginning of the seven-day period. This resulting net change in account value is then annualized by multiplying it by 365 and dividing the result by 7. The yields quoted should not be considered a representation of the yield of the fund in the future, since the yield is not fixed.

Average maturity represents the average maturity of all securities and investments of a portfolio, determined by multiplying the par or principal value of each security or investment by its maturity (days or years), summing the products, and dividing the sum by the total principal value of the portfolio. The stated maturity date of mortgage backed or callable securities are used in this statement. However the actual maturity of these securities could vary depending on the level or prepayments on the underlying mortgages or whether a callable security has or is still able to be called.

Monthly distribution yield represents the net change in the value of one share (normally \$1.00 per share) resulting from all dividends declared during the month by a fund expressed as a percentage of the value of one share at the beginning of the month. This resulting net change is then annualized by multiplying it by 365 and dividing it by the number of calendar days in the month.

YTM at Cost The yield to maturity at cost is the expected rate of return, based on the original cost, the annual interest receipts, maturity value and the time period from purchase date to maturity, stated as a percentage, on an annualized basis.

YTM at Market The yield to maturity at market is the rate of return, based on the current market value, the annual interest receipts, maturity value and the time period remaining until maturity, stated as a percentage, on an annualized basis.

Managed Account A portfolio of investments managed discretely by PFM according to the client's specific investment policy and requirements. The investments are directly owned by the client and held by the client's custodian.

Unsettled Trade A trade which has been executed however the final consummation of the security transaction and payment has not yet taken place.

Please review the detail pages of this statement carefully. If you think your statement is wrong, missing account information, or if you need more information about a transaction, please contact PFM within 60 days of receipt. If you have other concerns or questions regarding your account you should contact a member of your client management team or PFM Service Operations at the address below.

PFM Asset Management LLC
Attn: Service Operations
One Keystone Plaza, Suite 300
N. Front & Market Sts
Harrisburg, PA 17101



Account Statement

For the Month Ending **May 31, 2015**

Consolidated Summary Statement

SAN BERNARDINO COUNTY

Portfolio Summary

Portfolio Holdings	Cash Dividends and Income	Closing Market Value
PFM Managed Account	4,198,269.69	5,075,339,895.59
Cash Balance	0.00	270,232,825.21
Total	\$4,198,269.69	\$5,345,572,720.80

Investment Allocation

Investment Type	Closing Market Value	Percent
Bank Deposit Account	50,000,000.00	0.94
Certificate of Deposit	1,224,538,752.50	22.90
Commercial Paper	799,660,865.00	14.96
Corporate Note	110,787,463.02	2.07
Federal Agency Bond / Note	1,919,886,250.07	35.91
Joint Powers Authority	50,000,000.00	0.94
Money Market Fund	25,000,000.00	0.47
Supra-National Agency Bond / Note	99,876,700.00	1.87
U.S. Treasury Bond / Note	795,589,865.00	14.88
Cash Balance	270,232,825.21	5.06

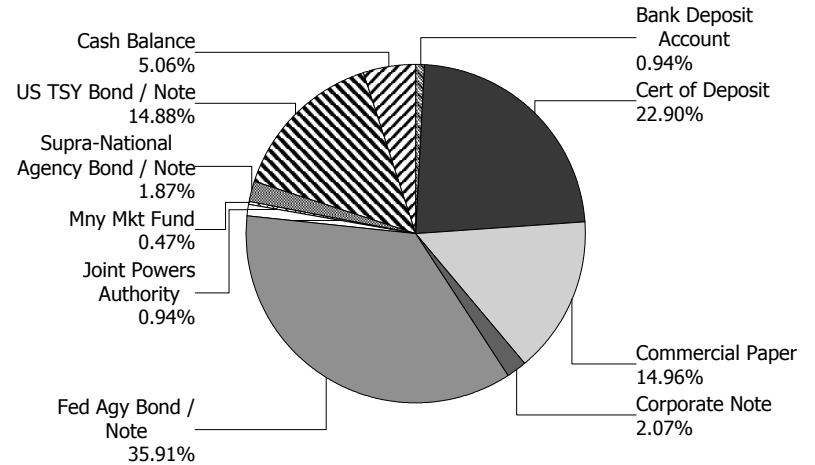
Total **\$5,345,572,720.80** **100.00%**

Maturity Distribution (Fixed Income Holdings)

Portfolio Holdings	Closing Market Value	Percent
Under 30 days	1,285,228,187.96	24.04
31 to 60 days	385,010,016.25	7.20
61 to 90 days	150,007,205.50	2.81
91 to 180 days	664,058,709.63	12.42
181 days to 1 year	819,301,646.77	15.33
1 to 2 years	1,394,295,420.12	26.08
2 to 3 years	597,678,334.57	11.18
3 to 4 years	49,993,200.00	0.94
4 to 5 years	0.00	0.00
Over 5 years	0.00	0.00
Total	\$5,345,572,720.80	100.00%

Weighted Average Days to Maturity **323**

Sector Allocation





Managed Account Summary Statement

For the Month Ending **May 31, 2015**

SAN BERNARDINO COUNTY - 76990800

Transaction Summary - Managed Account

Opening Market Value	\$5,186,587,206.95
Maturities/Calls	(5,703,000,000.00)
Principal Dispositions	0.00
Principal Acquisitions	5,592,906,555.84
Unsettled Trades	0.00
Change in Current Value	(1,153,867.20)
Closing Market Value	\$5,075,339,895.59

Cash Transactions Summary - Managed Account

Maturities/Calls	5,703,101,694.50
Sale Proceeds	0.00
Coupon/Interest/Dividend Income	3,949,524.08
Principal Payments	0.00
Security Purchases	(5,617,913,264.17)
Net Cash Contribution	(89,137,954.41)
Reconciling Transactions	0.00

Earnings Reconciliation (Cash Basis) - Managed Account

Interest/Dividends/Coupons Received	4,051,218.58
Less Purchased Interest Related to Interest/Coupons	(208.33)
Plus Net Realized Gains/Losses	147,259.44
Total Cash Basis Earnings	\$4,198,269.69

Cash Balance

Closing Cash Balance	\$0.00
-----------------------------	---------------

Earnings Reconciliation (Accrual Basis)

	Total
Ending Amortized Value of Securities	5,069,770,601.59
Ending Accrued Interest	7,353,206.12
Plus Proceeds from Sales	0.00
Plus Proceeds of Maturities/Calls/Principal Payments	5,703,101,694.50
Plus Coupons/Dividends Received	3,949,524.08
Less Cost of New Purchases	(5,592,906,764.17)
Less Beginning Amortized Value of Securities	(5,180,584,960.27)
Less Beginning Accrued Interest	(8,593,990.87)
Total Accrual Basis Earnings	\$2,089,310.98



Portfolio Summary and Statistics

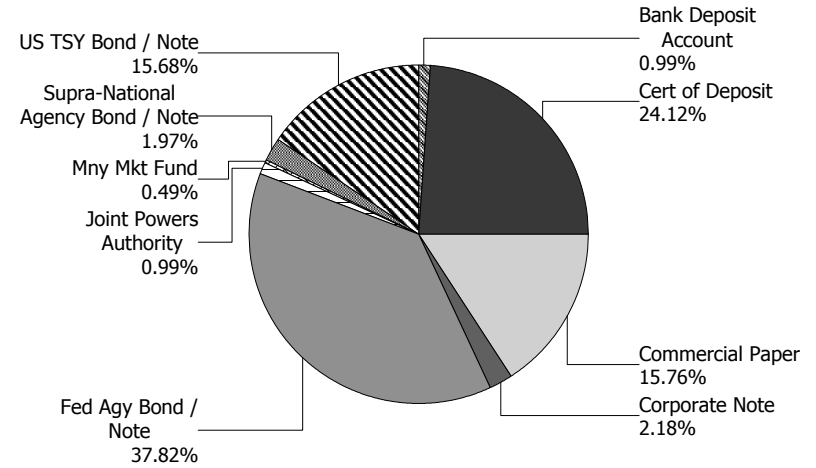
For the Month Ending **May 31, 2015**

SAN BERNARDINO COUNTY - 76990800

Account Summary

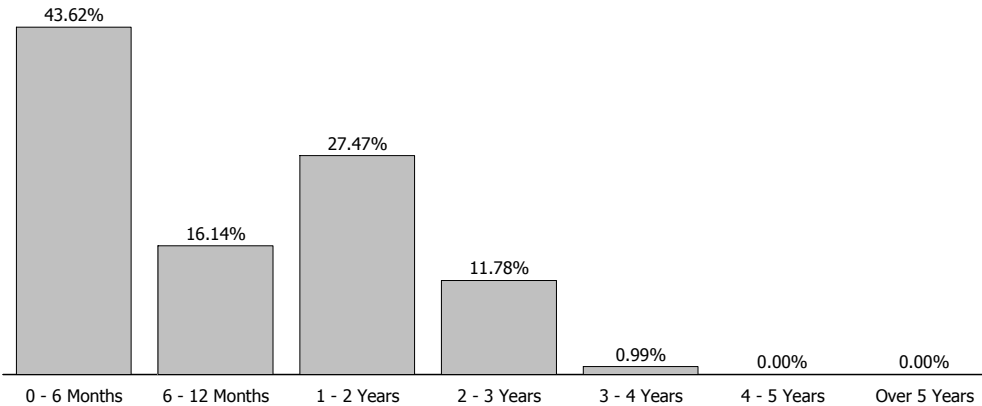
Description	Par Value	Market Value	Percent
U.S. Treasury Bond / Note	790,000,000.00	795,589,865.00	15.68
Supra-National Agency Bond / Note	100,000,000.00	99,876,700.00	1.97
Money Market Fund	25,000,000.00	25,000,000.00	0.49
Joint Powers Authority	50,000,000.00	50,000,000.00	0.99
Federal Agency Bond / Note	1,908,194,000.00	1,919,886,250.07	37.82
Corporate Note	109,735,000.00	110,787,463.02	2.18
Commercial Paper	800,000,000.00	799,660,865.00	15.76
Certificate of Deposit	1,225,000,000.00	1,224,538,752.50	24.12
Bank Deposit Account	50,000,000.00	50,000,000.00	0.99
Managed Account Sub-Total	5,057,929,000.00	5,075,339,895.59	100.00%
Accrued Interest		7,353,206.12	
Total Portfolio	5,057,929,000.00	5,082,693,101.71	

Sector Allocation



Unsettled Trades **0.00** **0.00**

Maturity Distribution



Characteristics

Yield to Maturity at Cost	0.49%
Yield to Maturity at Market	0.40%
Duration to Worst	0.90
Weighted Average Days to Maturity	341



Managed Account Issuer Summary

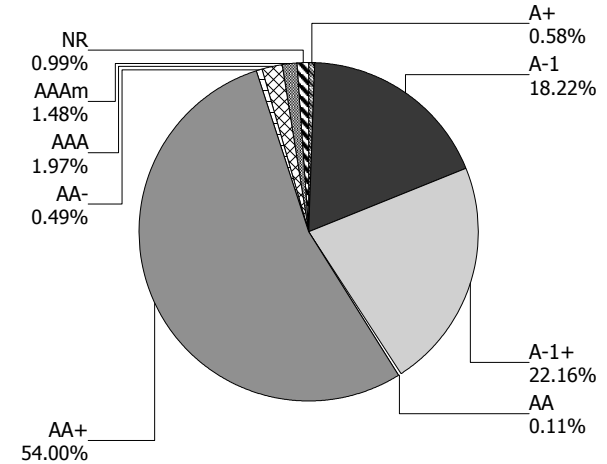
For the Month Ending **May 31, 2015**

SAN BERNARDINO COUNTY - 76990800

Issuer Summary

Issuer	Market Value of Holdings	Percent
BANK OF MONTREAL	149,927,092.00	2.95
BANK OF NOVA SCOTIA	149,883,728.75	2.95
BNP PARIBAS	99,994,800.00	1.97
BPCE GROUP	39,999,680.00	0.79
CAMP	50,000,000.00	0.99
EXXON MOBIL CORP	24,999,800.00	0.49
FANNIE MAE	640,234,343.01	12.60
FEDERAL FARM CREDIT BANKS	325,309,586.56	6.41
FEDERAL HOME LOAN BANKS	442,789,705.50	8.72
FEDERATED GOVT OBLIGATIONS FUNDS	11,000,000.00	0.22
FIDELITY TREASURY MF	14,000,000.00	0.28
FREDDIE MAC	511,552,615.00	10.08
GENERAL ELECTRIC CO	125,640,530.52	2.48
INTL BANK OF RECONSTRUCTION AND DEV	99,876,700.00	1.97
JP MORGAN CHASE & CO	199,767,850.00	3.94
MITSUBISHI UFJ FINANCIAL GROUP INC	109,982,510.00	2.17
NORDEA BANK AB	149,986,682.75	2.96
ROYAL BANK OF CANADA	49,980,320.00	0.98
STONECASTLE FICA	50,000,000.00	0.99
SUMITOMO MITSUI FINANCIAL GROUP INC	100,001,062.50	1.97
SVENSKA HANDELSBANKEN	199,995,324.25	3.94
SWEDBANK AB	74,998,892.75	1.48
TORONTO-DOMINION BANK	199,863,788.75	3.94
TOYOTA MOTOR CORP	74,976,075.00	1.48
UNITED STATES TREASURY	795,589,865.00	15.67
US BANCORP	200,000,000.00	3.94
WAL-MART STORES INC	5,580,065.88	0.11
WELLS FARGO & COMPANY	54,507,411.62	1.07
WESTPAC BANKING CORP NY	124,901,465.75	2.46
Total	\$5,075,339,895.59	100.00%

Credit Quality (S&P Ratings)





Managed Account Detail of Securities Held

For the Month Ending **May 31, 2015**

SAN BERNARDINO COUNTY - 76990800

Security Type/Description Dated Date/Coupon/Maturity	CUSIP	Par	S&P Rating	Moody's Rating	Trade Date	Settle Date	Original Cost	YTM at Cost	Accrued Interest	Amortized Cost	Market Value
U.S. Treasury Bond / Note											
US TREASURY NOTES DTD 06/15/2012 0.375% 06/15/2015	912828SZ4	50,000,000.00	AA+	Aaa	12/02/13	12/03/13	50,115,234.38	0.22	86,538.46	50,002,895.00	50,003,900.00
US TREASURY NOTES DTD 08/15/2012 0.250% 08/15/2015	912828TK6	50,000,000.00	AA+	Aaa	08/17/12	08/20/12	49,759,765.63	0.41	36,602.21	49,983,248.50	50,019,550.00
US TREASURY NOTES DTD 10/15/2012 0.250% 10/15/2015	912828TT7	25,000,000.00	AA+	Aaa	10/18/12	10/19/12	24,884,765.63	0.41	8,025.96	24,985,602.25	25,015,625.00
US TREASURY NOTES DTD 12/31/2010 2.125% 12/31/2015	912828PM6	25,000,000.00	AA+	Aaa	08/28/13	08/29/13	25,943,359.38	0.50	223,066.30	25,235,183.25	25,283,200.00
US TREASURY NOTES DTD 01/31/2011 2.000% 01/31/2016	912828PS3	25,000,000.00	AA+	Aaa	10/23/12	10/24/12	26,249,023.44	0.46	167,127.07	25,255,851.25	25,302,725.00
US TREASURY NOTES DTD 02/15/2013 0.375% 02/15/2016	912828UM0	25,000,000.00	AA+	Aaa	12/18/13	12/19/13	24,997,070.31	0.38	27,451.66	24,999,040.50	25,027,350.00
US TREASURY NOTES DTD 02/15/2013 0.375% 02/15/2016	912828UM0	50,000,000.00	AA+	Aaa	01/03/14	01/06/14	49,951,171.88	0.42	54,903.31	49,983,585.00	50,054,700.00
US TREASURY NOTES DTD 03/31/2011 2.250% 03/31/2016	912828OA1	25,000,000.00	AA+	Aaa	03/07/14	03/10/14	25,942,382.81	0.41	95,286.89	25,381,311.00	25,412,100.00
US TREASURY NOTES DTD 05/15/2013 0.250% 05/15/2016	912828VC1	25,000,000.00	AA+	Aaa	03/19/14	03/20/14	24,867,187.50	0.50	2,887.23	24,941,040.00	24,992,200.00
US TREASURY NOTES DTD 05/31/2011 1.750% 05/31/2016	912828OP8	25,000,000.00	AA+	Aaa	05/01/14	05/02/14	25,677,734.38	0.44	1,195.36	25,325,781.00	25,357,425.00
US TREASURY NOTES DTD 06/17/2013 0.500% 06/15/2016	912828VG2	25,000,000.00	AA+	Aaa	03/26/14	03/27/14	24,973,632.81	0.55	57,692.31	24,987,635.50	25,044,925.00
US TREASURY NOTES DTD 08/01/2011 1.500% 07/31/2016	912828OX1	25,000,000.00	AA+	Aaa	10/17/12	10/18/12	25,887,695.31	0.55	125,345.30	25,275,334.50	25,328,125.00
US TREASURY NOTES DTD 08/01/2011 1.500% 07/31/2016	912828OX1	25,000,000.00	AA+	Aaa	12/26/13	12/27/13	25,558,593.75	0.63	125,345.30	25,252,037.50	25,328,125.00
US TREASURY NOTES DTD 10/31/2011 1.000% 10/31/2016	912828RM4	25,000,000.00	AA+	Aaa	07/24/14	07/25/14	25,192,382.81	0.66	21,739.13	25,120,308.50	25,189,450.00



Managed Account Detail of Securities Held

For the Month Ending **May 31, 2015**

SAN BERNARDINO COUNTY - 76990800

Security Type/Description Dated Date/Coupon/Maturity	CUSIP	Par	S&P Rating	Moody's Rating	Trade Date	Settle Date	Original Cost	YTM at Cost	Accrued Interest	Amortized Cost	Market Value
U.S. Treasury Bond / Note											
US TREASURY NOTES DTD 10/31/2011 1.000% 10/31/2016	912828RM4	25,000,000.00	AA+	Aaa	07/29/14	07/30/14	25,183,593.75	0.67	21,739.13	25,115,508.00	25,189,450.00
US TREASURY NOTES DTD 11/15/2006 4.625% 11/15/2016	912828FY1	25,000,000.00	AA+	Aaa	12/13/13	12/16/13	27,856,445.31	0.66	53,413.72	26,431,768.50	26,507,800.00
US TREASURY NOTES DTD 11/30/2011 0.875% 11/30/2016	912828RU6	25,000,000.00	AA+	Aaa	12/03/14	12/04/14	25,157,226.56	0.56	597.68	25,118,519.25	25,150,400.00
US TREASURY NOTES DTD 01/03/2012 0.875% 12/31/2016	912828RX0	50,000,000.00	AA+	Aaa	02/07/12	02/08/12	50,214,843.75	0.79	183,701.66	50,070,302.50	50,312,500.00
US TREASURY NOTES DTD 01/03/2012 0.875% 12/31/2016	912828RX0	50,000,000.00	AA+	Aaa	02/08/12	02/09/12	50,203,125.00	0.79	183,701.66	50,066,511.50	50,312,500.00
US TREASURY NOTES DTD 01/15/2014 0.750% 01/15/2017	912828A91	25,000,000.00	AA+	Aaa	12/05/14	12/08/14	25,025,390.63	0.70	70,959.94	25,019,627.25	25,097,650.00
US TREASURY NOTES DTD 01/31/2012 0.875% 01/31/2017	912828SC5	50,000,000.00	AA+	Aaa	12/06/13	12/09/13	50,257,812.50	0.71	146,236.19	50,137,333.00	50,289,050.00
US TREASURY NOTES DTD 02/29/2012 0.875% 02/28/2017	912828SJ0	25,000,000.00	AA+	Aaa	03/26/14	03/27/14	24,989,257.81	0.89	55,281.93	24,993,572.25	25,148,450.00
US TREASURY NOTES DTD 03/31/2012 1.000% 03/31/2017	912828SM3	25,000,000.00	AA+	Aaa	03/31/14	04/01/14	25,060,546.88	0.92	42,349.73	25,037,172.50	25,203,125.00
US TREASURY NOTES DTD 05/31/2012 0.625% 05/31/2017	912828SY7	15,000,000.00	AA+	Aaa	05/07/14	05/08/14	14,866,992.19	0.92	256.15	14,912,860.65	15,005,865.00
US TREASURY NOTES DTD 07/02/2012 0.750% 06/30/2017	912828TB6	25,000,000.00	AA+	Aaa	04/29/14	04/30/14	24,797,851.56	1.01	78,729.28	24,866,609.75	25,056,650.00
US TREASURY NOTES DTD 08/31/2012 0.625% 08/31/2017	912828TM2	25,000,000.00	AA+	Aaa	06/10/14	06/11/14	24,675,781.25	1.04	39,487.09	24,772,664.00	24,957,025.00
Security Type Sub-Total		790,000,000.00					798,288,867.21	0.61	1,909,660.65	793,271,302.90	795,589,865.00

Supra-National Agency Bond / Note



Managed Account Detail of Securities Held

For the Month Ending **May 31, 2015**

SAN BERNARDINO COUNTY - 76990800

Security Type/Description Dated Date/Coupon/Maturity	CUSIP	Par	S&P Rating	Moody's Rating	Trade Date	Settle Date	Original Cost	YTM at Cost	Accrued Interest	Amortized Cost	Market Value
Supra-National Agency Bond / Note											
INTL BK RECON & DEV GLOBAL NT (CALLABLE) DTD 05/19/2015 0.770% 05/19/2017	45905USE5	25,000,000.00	AAA	Aaa	05/01/15	05/19/15	25,000,000.00	0.77	6,416.67	25,000,000.00	24,941,750.00
INTL BK RECON & DEV GLOBAL NT (CALLABLE) DTD 05/19/2015 0.770% 05/19/2017	45905USE5	25,000,000.00	AAA	Aaa	05/01/15	05/19/15	25,000,000.00	0.77	6,416.67	25,000,000.00	24,941,750.00
INTL BANK OF RECON AND DEV GLOBAL NOTES DTD 04/30/2015 1.000% 06/15/2018	459058EJ8	50,000,000.00	AAA	Aaa	04/22/15	04/30/15	49,914,500.00	1.06	43,055.56	49,916,795.00	49,993,200.00
Security Type Sub-Total		100,000,000.00					99,914,500.00	0.91	55,888.90	99,916,795.00	99,876,700.00
Money Market Fund											
FEDERATED GOVT OBLIGATIONS FUND	60934N104	11,000,000.00	AAAm	Aaa	06/30/14	06/30/14	11,000,000.00	0.01	0.00	11,000,000.00	11,000,000.00
FIDELITY GOV'T MM FUND 57	316175108	14,000,000.00	AAAm	Aaa	12/31/14	12/31/14	14,000,000.00	0.00	0.00	14,000,000.00	14,000,000.00
Security Type Sub-Total		25,000,000.00					25,000,000.00	0.00	0.00	25,000,000.00	25,000,000.00
Joint Powers Authority											
CALIFORNIA ASSET MANAGEMENT PROGRAM	CAMPMF025	50,000,000.00	AAAm	NR	09/30/14	09/30/14	50,000,000.00	0.08	0.00	50,000,000.00	50,000,000.00
Security Type Sub-Total		50,000,000.00					50,000,000.00	0.08	0.00	50,000,000.00	50,000,000.00
Federal Agency Bond / Note											
FANNIE MAE GLOBAL NOTES DTD 05/21/2012 0.500% 07/02/2015	3135G0LN1	25,000,000.00	AA+	Aaa	06/10/13	06/11/13	25,048,000.00	0.41	51,736.11	25,002,014.75	25,008,475.00
FHLMC NOTES (EX-CALLABLE) DTD 03/18/2013 0.420% 09/18/2015	3134G36F2	25,000,000.00	AA+	Aaa	09/04/13	09/05/13	24,937,500.00	0.54	21,291.67	24,990,839.25	25,020,025.00
FHLMC NOTES (EX-CALLABLE) DTD 09/25/2012 0.500% 09/25/2015	3134G3L24	15,000,000.00	AA+	Aaa	09/12/12	09/25/12	15,000,000.00	0.50	13,750.00	15,000,000.00	15,017,985.00



Managed Account Detail of Securities Held

For the Month Ending **May 31, 2015**

SAN BERNARDINO COUNTY - 76990800

Security Type/Description Dated Date/Coupon/Maturity	CUSIP	Par	S&P Rating	Moody's Rating	Trade Date	Settle Date	Original Cost	YTM at Cost	Accrued Interest	Amortized Cost	Market Value
Federal Agency Bond / Note											
FHLMC NOTES (EX-CALLABLE) DTD 09/25/2012 0.500% 09/25/2015	3134G3L24	15,000,000.00	AA+	Aaa	09/12/12	09/25/12	15,000,000.00	0.50	13,750.00	15,000,000.00	15,017,985.00
FHLMC NOTES (EX-CALLABLE) DTD 09/25/2012 0.500% 09/25/2015	3134G3L24	20,000,000.00	AA+	Aaa	09/12/12	09/25/12	20,000,000.00	0.50	18,333.33	20,000,000.00	20,023,980.00
FNMA NOTES (EX-CALLABLE) DTD 10/15/2010 1.875% 10/15/2015	31398A4K5	10,000,000.00	AA+	Aaa	06/26/13	06/27/13	10,287,300.00	0.61	23,958.33	10,046,758.30	10,065,870.00
FNMA NOTES DTD 09/27/2010 1.625% 10/26/2015	31398A4M1	25,000,000.00	AA+	Aaa	05/30/13	05/31/13	25,721,750.00	0.42	39,496.53	25,121,471.50	25,147,175.00
FFCB NOTES AGENCY DTD 02/05/2014 0.310% 11/05/2015	3133EDET5	50,000,000.00	AA+	Aaa	01/29/14	02/05/14	49,990,000.00	0.32	11,194.44	49,997,547.00	50,036,900.00
FHLMC NOTES DTD 11/06/2012 0.450% 11/24/2015	3134G3W55	25,000,000.00	AA+	Aaa	06/26/13	06/27/13	24,922,500.00	0.58	2,187.50	24,984,452.75	25,027,475.00
FHLB NOTES DTD 11/05/2010 1.375% 12/11/2015	313371NW2	25,000,000.00	AA+	Aaa	03/08/13	03/11/13	25,625,000.00	0.46	162,326.39	25,120,564.00	25,174,975.00
FHLB NOTES DTD 09/19/2014 0.300% 12/18/2015	3130A32K9	25,000,000.00	AA+	Aaa	11/06/14	11/07/14	25,015,332.50	0.24	15,000.00	25,007,540.00	25,005,750.00
FANNIE MAE GLOBAL NOTES DTD 01/18/2011 2.250% 03/15/2016	3135G0AL7	50,000,000.00	AA+	Aaa	02/10/12	02/13/12	52,881,500.00	0.81	237,500.00	50,563,275.00	50,761,800.00
FANNIE MAE GLOBAL NOTES DTD 01/18/2011 2.250% 03/15/2016	3135G0AL7	50,000,000.00	AA+	Aaa	02/10/12	02/13/12	52,881,500.00	0.81	237,500.00	50,563,275.00	50,761,800.00
FANNIE MAE GLOBAL NOTES DTD 02/15/2013 0.500% 03/30/2016	3135G0VA8	40,000,000.00	AA+	Aaa	02/14/13	02/15/13	39,954,400.00	0.54	33,888.89	39,987,801.20	40,049,880.00
FFCB NOTES DTD 11/25/2014 0.375% 05/25/2016	3133EECW8	25,000,000.00	AA+	Aaa	11/18/14	11/25/14	25,000,000.00	0.38	1,562.50	25,000,000.00	25,066,225.00
FFCB NOTES DTD 11/25/2014 0.375% 05/25/2016	3133EECW8	25,000,000.00	AA+	Aaa	11/18/14	11/25/14	25,000,000.00	0.38	1,562.50	25,000,000.00	25,066,225.00
FHLMC NOTES DTD 04/08/2011 2.500% 05/27/2016	3137EACT4	50,000,000.00	AA+	Aaa	01/04/13	01/07/13	53,272,500.00	0.55	13,888.89	50,961,234.00	51,035,350.00



Managed Account Detail of Securities Held

For the Month Ending **May 31, 2015**

SAN BERNARDINO COUNTY - 76990800

Security Type/Description Dated Date/Coupon/Maturity	CUSIP	Par	S&P Rating	Moody's Rating	Trade Date	Settle Date	Original Cost	YTM at Cost	Accrued Interest	Amortized Cost	Market Value
Federal Agency Bond / Note											
FHLB NOTES DTD 07/22/2013 0.800% 07/22/2016	313383QU8	25,000,000.00	AA+	Aaa	07/10/13	07/22/13	24,997,500.00	0.80	71,666.67	24,999,041.75	25,157,375.00
FHLB NOTES DTD 12/01/2014 0.430% 08/01/2016	3130A3M50	36,450,000.00	AA+	Aaa	12/02/14	12/03/14	36,424,120.50	0.47	52,245.00	36,431,790.67	36,478,795.50
FHLB NOTES DTD 02/09/2015 0.450% 08/09/2016	3130A45N8	25,000,000.00	AA+	Aaa	02/09/15	02/10/15	24,955,750.00	0.57	35,000.00	24,964,837.00	25,010,575.00
FNMA NOTES DTD 07/19/2013 0.625% 08/26/2016	3135G0YE7	50,000,000.00	AA+	Aaa	07/17/13	07/19/13	49,839,500.00	0.73	82,465.28	49,935,616.50	50,102,850.00
FHLB NOTES DTD 08/26/2010 2.000% 09/09/2016	313370TW8	25,000,000.00	AA+	Aaa	11/25/14	11/26/14	25,657,000.00	0.52	113,888.89	25,468,593.25	25,476,675.00
FNMA NOTES AGENCY (EX-CALLABLE) DTD 03/26/2013 0.625% 09/26/2016	3135G0VX8	25,000,000.00	AA+	Aaa	09/05/13	09/06/13	24,570,000.00	1.20	28,211.81	24,812,447.00	25,020,750.00
FHLB NOTES DTD 08/07/2014 0.500% 09/28/2016	3130A2T97	15,000,000.00	AA+	Aaa	08/06/14	08/07/14	14,966,250.00	0.61	13,125.00	14,979,063.60	15,000,495.00
FHLMC NOTES DTD 08/16/2013 0.875% 10/14/2016	3137EADS5	25,000,000.00	AA+	Aaa	08/14/13	08/16/13	24,996,250.00	0.88	28,559.03	24,998,340.00	25,139,025.00
FFCB NOTES DTD 10/14/2014 0.600% 10/14/2016	3133EDX98	25,000,000.00	AA+	Aaa	10/03/14	10/14/14	24,975,000.00	0.65	19,583.33	24,982,849.00	25,019,825.00
FHLMC NOTES DTD 08/16/2013 0.875% 10/14/2016	3137EADS5	25,000,000.00	AA+	Aaa	10/03/14	10/06/14	25,111,500.00	0.65	28,559.03	25,075,664.50	25,139,025.00
FANNIE MAE NOTES DTD 10/20/2011 1.375% 11/15/2016	3135G0ES8	25,000,000.00	AA+	Aaa	05/10/13	05/13/13	25,707,250.00	0.56	15,277.78	25,295,330.75	25,312,475.00
FANNIE MAE NOTES DTD 10/20/2011 1.375% 11/15/2016	3135G0ES8	25,000,000.00	AA+	Aaa	05/31/13	06/03/13	25,563,500.00	0.71	15,277.78	25,239,427.75	25,312,475.00
FANNIE MAE NOTES DTD 10/20/2011 1.375% 11/15/2016	3135G0ES8	25,000,000.00	AA+	Aaa	11/12/13	11/13/13	25,493,750.00	0.71	15,277.78	25,240,420.25	25,312,475.00
FHLB NOTES DTD 11/15/2013 0.625% 12/28/2016	3130A0C65	20,000,000.00	AA+	Aaa	11/14/13	11/15/13	19,942,800.00	0.72	53,125.00	19,970,951.80	20,029,120.00



Managed Account Detail of Securities Held

For the Month Ending **May 31, 2015**

SAN BERNARDINO COUNTY - 76990800

Security Type/Description Dated Date/Coupon/Maturity	CUSIP	Par	S&P Rating	Moody's Rating	Trade Date	Settle Date	Original Cost	YTM at Cost	Accrued Interest	Amortized Cost	Market Value
Federal Agency Bond / Note											
FHLMC NOTES (CALLABLE) DTD 01/27/2015 0.700% 01/27/2017	3134G6AW3	50,000,000.00	AA+	Aaa	01/21/15	01/27/15	50,000,000.00	0.70	120,555.56	50,000,000.00	49,914,950.00
FANNIE MAE GLOBAL NOTES DTD 01/09/2012 1.250% 01/30/2017	3135G0GY3	50,000,000.00	AA+	Aaa	10/16/14	10/17/14	50,746,000.00	0.59	210,069.44	50,543,984.00	50,490,400.00
FANNIE MAE GLOBAL NOTES DTD 01/09/2012 1.250% 01/30/2017	3135G0GY3	50,000,000.00	AA+	Aaa	10/27/14	10/28/14	50,713,000.00	0.61	210,069.44	50,526,955.00	50,490,400.00
FHLMC NOTES DTD 01/21/2014 0.875% 02/22/2017	3137EADT3	25,000,000.00	AA+	Aaa	01/17/14	01/21/14	24,959,750.00	0.93	60,156.25	24,977,343.75	25,102,825.00
FFCB (FLOATING) NOTES DTD 02/27/2014 0.240% 02/27/2017	3133EDFW7	30,000,000.00	AA+	Aaa	02/21/14	02/27/14	30,000,000.00	0.21	999.38	30,000,000.00	30,033,120.00
FHLB AGENCY DTD 03/06/2015 0.720% 03/06/2017	3130A4K27	50,000,000.00	A-1+	P-1	03/26/15	03/27/15	50,004,500.00	0.72	85,000.00	50,004,100.50	50,047,250.00
FHLB NOTES DTD 02/06/2012 0.875% 03/10/2017	3133782N0	25,000,000.00	AA+	Aaa	12/23/14	12/26/14	24,975,224.50	0.92	49,218.75	24,980,074.00	25,085,825.00
FHLB NOTES (CALLABLE) DTD 03/17/2015 0.800% 03/17/2017	3130A4GT3	50,000,000.00	AA+	Aaa	03/03/15	03/17/15	49,955,000.00	0.85	82,222.22	49,959,596.00	50,089,250.00
FHLMC NOTES (CALLABLE) DTD 04/14/2015 0.800% 04/14/2017	3134G6PN7	50,000,000.00	AA+	Aaa	03/24/15	04/14/15	50,000,000.00	0.80	52,222.22	50,000,000.00	50,014,450.00
FFCB (FLOATING) NOTES DTD 04/17/2014 0.233% 04/17/2017	3133EDJX1	25,000,000.00	AA+	Aaa	04/11/14	04/17/14	25,000,000.00	0.21	2,430.73	25,000,000.00	25,020,475.00
FANNIE MAE GLOBAL NOTES DTD 04/16/2007 5.000% 05/11/2017	31359M7X5	50,000,000.00	AA+	Aaa	03/26/15	03/27/15	54,460,500.00	0.75	138,888.89	54,089,779.00	54,148,950.00
FHLMC NOTES (CALLABLE) DTD 05/18/2015 0.800% 05/18/2017	3134G6G31	16,000,000.00	AA+	Aaa	05/01/15	05/18/15	16,000,000.00	0.80	4,622.22	16,000,000.00	15,996,720.00
FHLMC NOTES (CALLABLE) DTD 05/18/2015 0.800% 05/18/2017	3134G6G31	17,000,000.00	AA+	Aaa	05/01/15	05/18/15	17,000,000.00	0.80	4,911.11	17,000,000.00	16,996,515.00
FHLMC NOTES (CALLABLE) DTD 05/18/2015 0.800% 05/18/2017	3134G6G31	17,000,000.00	AA+	Aaa	05/01/15	05/18/15	17,000,000.00	0.80	4,911.11	17,000,000.00	16,996,515.00



Managed Account Detail of Securities Held

For the Month Ending **May 31, 2015**

SAN BERNARDINO COUNTY - 76990800

Security Type/Description Dated Date/Coupon/Maturity	CUSIP	Par	S&P Rating	Moody's Rating	Trade Date	Settle Date	Original Cost	YTM at Cost	Accrued Interest	Amortized Cost	Market Value
Federal Agency Bond / Note											
FHLMC NOTES DTD 12/30/2014 0.990% 06/30/2017	3134G5VY8	50,000,000.00	AA+	Aaa	12/18/14	12/30/14	50,000,000.00	0.99	207,625.00	50,000,000.00	50,253,650.00
FHLMC NOTES DTD 05/29/2015 0.750% 07/14/2017	3137EADV8	25,000,000.00	AA+	Aaa	05/28/15	05/29/15	24,980,500.00	0.79	1,041.67	24,980,551.00	25,007,500.00
FANNIE MAE GLOBAL NOTES DTD 07/20/2012 0.875% 08/28/2017	3135G0MZ3	50,000,000.00	AA+	Aaa	09/18/12	09/19/12	50,046,000.00	0.86	110,590.28	50,021,152.50	50,107,200.00
FFCB NOTES DTD 02/25/2015 1.000% 09/25/2017	3133EEQX1	19,589,000.00	AA+	Aaa	04/28/15	04/29/15	19,682,047.75	0.80	35,913.17	19,678,642.40	19,663,516.56
FFCB NOTES DTD 02/25/2015 1.000% 09/25/2017	3133EEOX1	25,000,000.00	AA+	Aaa	03/04/15	03/04/15	25,010,711.25	0.98	45,833.33	25,009,684.25	25,095,100.00
FNMA NOTES DTD 08/25/2014 1.000% 09/27/2017	3135G0ZL0	10,000,000.00	AA+	Aaa	08/21/14	08/25/14	9,964,300.00	1.12	17,777.78	9,973,034.70	10,046,220.00
FREDDIE MAC GLOBAL NOTES (EX-CALLABLE) DTD 09/27/2012 1.000% 09/27/2017	3134G3M31	10,000,000.00	AA+	Aaa	04/28/15	04/29/15	10,046,400.00	0.81	17,777.78	10,044,705.80	10,026,890.00
FHLB NOTES DTD 09/03/2014 1.100% 09/29/2017	3130A2XL5	15,000,000.00	AA+	Aaa	09/04/14	09/05/14	14,974,950.00	1.16	28,416.67	14,980,887.15	15,046,140.00
FHLB NOTES DTD 09/03/2014 1.100% 09/29/2017	3130A2XL5	25,000,000.00	AA+	Aaa	09/04/14	09/05/14	24,962,000.00	1.15	47,361.11	24,971,004.00	25,076,900.00
FANNIE MAE GLOBAL NOTES DTD 09/24/2012 0.875% 10/26/2017	3135G0PO0	25,000,000.00	AA+	Aaa	04/28/15	04/29/15	25,044,575.00	0.80	21,267.36	25,042,998.00	25,014,075.00
FHLB NOTES (CALLABLE) BONDS DTD 11/09/2012 1.000% 11/09/2017	3133813R4	25,000,000.00	AA+	Aaa	12/18/12	12/19/12	24,985,000.00	1.01	15,277.78	24,992,452.50	24,976,800.00
FNMA NOTES (CALLABLE) DTD 11/15/2012 1.000% 11/15/2017	3135G0RQ8	25,000,000.00	AA+	Aaa	12/12/12	12/13/12	25,032,500.00	0.97	11,111.11	25,000,000.00	24,958,375.00
FFCB NOTES DTD 12/18/2014 1.125% 12/18/2017	3133EEFE5	25,000,000.00	AA+	Aaa	12/09/14	12/18/14	24,975,925.00	1.16	127,343.75	24,979,506.25	25,141,825.00
FFCB NOTES DTD 12/18/2014 1.125% 12/18/2017	3133EEFE5	25,000,000.00	AA+	Aaa	12/09/14	12/18/14	24,976,000.00	1.16	127,343.75	24,979,570.25	25,141,825.00



Managed Account Detail of Securities Held

For the Month Ending **May 31, 2015**

SAN BERNARDINO COUNTY - 76990800

Security Type/Description Dated Date/Coupon/Maturity	CUSIP	Par	S&P Rating	Moody's Rating	Trade Date	Settle Date	Original Cost	YTM at Cost	Accrued Interest	Amortized Cost	Market Value
Federal Agency Bond / Note											
FNMA NOTES (CALLABLE) DTD 12/26/2012 1.000% 12/26/2017	3135G0SJ3	22,155,000.00	AA+	Aaa	01/03/13	01/04/13	22,159,431.00	1.00	95,389.58	22,155,000.00	22,122,698.01
FHLMC NOTES DTD 11/21/2012 0.750% 01/12/2018	3137EADN6	25,000,000.00	AA+	Aaa	01/28/13	01/29/13	24,656,750.00	1.04	72,395.83	24,816,686.50	24,910,875.00
FHLMC NOTES DTD 11/21/2012 0.750% 01/12/2018	3137EADN6	25,000,000.00	AA+	Aaa	01/30/13	01/31/13	24,670,250.00	1.02	72,395.83	24,823,727.00	24,910,875.00
FHLB NOTES DTD 02/27/2015 1.125% 04/25/2018	3130A4GJ5	30,000,000.00	AA+	Aaa	02/26/15	02/27/15	29,986,200.00	1.14	33,750.00	29,987,226.30	30,145,530.00
FHLB NOTES DTD 05/04/2015 1.000% 05/04/2018	3130A57K9	25,000,000.00	AA+	Aaa	04/28/15	05/04/15	25,006,500.00	0.99	18,750.00	25,006,339.50	24,988,250.00
FFCB NOTES DTD 05/11/2015 1.030% 05/11/2018	3133EEJ50	25,000,000.00	AA+	Aaa	05/04/15	05/11/15	24,980,500.00	1.06	14,305.56	24,980,856.25	25,012,275.00
FFCB NOTES DTD 05/11/2015 1.030% 05/11/2018	3133EEJ50	25,000,000.00	AA+	Aaa	05/05/15	05/11/15	24,954,575.00	1.09	14,305.56	24,955,404.75	25,012,275.00

Security Type Sub-Total **1,908,194,000.00** **1,925,646,542.50** **0.73** **3,633,439.68** **1,916,202,407.92** **1,919,886,250.07**

Corporate Note											
WAL MART STORES INC. CORP NOTES DTD 10/25/2010 1.500% 10/25/2015	931142CX9	4,055,000.00	AA	Aa2	03/12/14	03/17/14	4,126,854.60	0.39	6,082.50	4,072,941.47	4,073,717.88
GENERAL ELECTRIC CO CORPORATE NOTES DTD 12/12/2012 1.000% 12/11/2015	36962G6M1	25,000,000.00	AA+	Aa3	01/15/15	01/21/15	25,127,250.00	0.43	118,055.56	25,075,621.75	25,073,975.00
GENERAL ELEC CAP CORP (FLOATING) DTD 01/08/2013 0.874% 01/08/2016	36962G6O2	25,000,000.00	AA+	A1	01/31/14	02/05/14	25,200,250.00	0.43	32,765.63	25,067,049.50	25,087,150.00
GENERAL ELEC CAP CORP (FLOAT) DTD 01/14/2014 0.507% 01/14/2016	36962G7E8	20,450,000.00	AA+	A1	03/07/14	03/11/14	20,474,335.50	0.41	13,824.20	20,461,591.67	20,479,120.80
GENERAL ELEC CAP CORP (FLOAT) DTD 02/08/2012 1.076% 02/08/2016	36962G5T7	5,035,000.00	AA+	A1	03/07/14	03/12/14	5,093,607.40	0.42	3,461.28	5,056,981.25	5,060,134.72



Managed Account Detail of Securities Held

For the Month Ending **May 31, 2015**

SAN BERNARDINO COUNTY - 76990800

Security Type/Description Dated Date/Coupon/Maturity	CUSIP	Par	S&P Rating	Moody's Rating	Trade Date	Settle Date	Original Cost	YTM at Cost	Accrued Interest	Amortized Cost	Market Value
Corporate Note											
WELLS FARGO COMPANY CORPORATE STEP NOTE DTD 09/15/2010 3.676% 06/15/2016	949746QU8	18,195,000.00	A+	A2	04/22/15	04/27/15	18,816,723.15	0.65	141,201.29	18,765,065.00	18,750,984.62
WELLS FARGO & COMPANY GLOBAL NOTES DTD 12/12/2011 2.625% 12/15/2016	94974BEZ9	10,500,000.00	A+	A2	04/22/15	04/27/15	10,805,025.00	0.83	127,093.75	10,787,533.26	10,756,032.00
WAL-MART STORES INC CORP NOTES DTD 04/22/2014 1.000% 04/21/2017	931142DN0	1,500,000.00	AA	Aa2	04/15/14	04/22/14	1,499,775.00	1.01	1,666.67	1,499,857.37	1,506,348.00
Security Type Sub-Total		109,735,000.00					111,143,820.65	0.51	444,150.88	110,786,641.27	110,787,463.02
Commercial Paper											
EXXON MOBIL CORP COMM PAPER -- 0.000% 06/01/2015	30229BT15	25,000,000.00	A-1+	P-1	04/07/15	04/07/15	24,996,944.44	0.08	0.00	25,000,000.00	24,999,800.00
NATIXIS US BRANCH COMM PAPER -- 0.000% 06/01/2015	63873KT15	40,000,000.00	A-1	P-1	05/29/15	05/29/15	39,999,766.67	0.07	0.00	40,000,000.00	39,999,680.00
BNP PARIBAS FINANCE INC COMM PAPER -- 0.000% 06/01/2015	0556N1T11	50,000,000.00	A-1	P-1	04/09/15	04/09/15	49,987,486.11	0.17	0.00	50,000,000.00	49,999,600.00
US BANK NA INT BEAR COMM PAPER DTD 05/29/2015 0.100% 06/01/2015	90349OP98	200,000,000.00	A-1+	P-1	05/29/15	05/29/15	200,000,000.00	0.10	1,666.67	200,000,000.00	200,000,000.00
BNP PARIBAS NY BRANCH COMM PAPER -- 0.000% 06/24/2015	09659CTO1	50,000,000.00	A-1	P-1	04/27/15	04/27/15	49,984,694.44	0.19	0.00	49,993,930.50	49,995,200.00
TOYOTA MOTOR CREDIT CORP COMM PAPER -- 0.000% 06/29/2015	89233HTV6	25,000,000.00	A-1+	P-1	01/14/15	01/14/15	24,972,333.33	0.24	0.00	24,995,333.25	24,997,825.00
BANK OF TOKYO MITSUBISHI LTD COMM PAPER -- 0.000% 07/01/2015	06538CU17	50,000,000.00	A-1	P-1	04/24/15	04/24/15	49,980,166.67	0.21	0.00	49,991,250.00	49,992,050.00
BANK OF TOKYO MITSUBISHI LTD COMM PAPER -- 0.000% 07/01/2015	06538CU17	60,000,000.00	A-1	P-1	04/01/15	04/01/15	59,959,050.00	0.27	0.00	59,986,500.00	59,990,460.00



Managed Account Detail of Securities Held

For the Month Ending **May 31, 2015**

SAN BERNARDINO COUNTY - 76990800

Security Type/Description Dated Date/Coupon/Maturity	CUSIP	Par	S&P Rating	Moody's Rating	Trade Date	Settle Date	Original Cost	YTM at Cost	Accrued Interest	Amortized Cost	Market Value
Commercial Paper											
TOYOTA MOTOR CREDIT CORP COMM PAPER -- 0.000% 09/01/2015	89233HW18	25,000,000.00	A-1+	P-1	12/09/14	12/09/14	24,944,583.33	0.30	0.00	24,980,833.25	24,989,125.00
TOYOTA MOTOR CREDIT CORP COMM PAPER -- 0.000% 09/01/2015	89233HW18	25,000,000.00	A-1+	P-1	12/26/14	12/29/14	24,945,333.33	0.32	0.00	24,979,555.50	24,989,125.00
JP MORGAN SECURITIES LLC COMM PAPER -- 0.000% 10/07/2015	46640OX71	50,000,000.00	A-1	P-1	04/08/15	04/08/15	49,924,166.67	0.30	0.00	49,946,666.50	49,952,500.00
JP MORGAN SECURITIES LLC COMM PAPER -- 0.000% 10/14/2015	46640XE6	50,000,000.00	A-1	P-1	04/09/15	04/09/15	49,921,666.67	0.30	0.00	49,943,750.00	49,948,650.00
JP MORGAN SECURITIES LLC COMM PAPER -- 0.000% 11/02/2015	46640OY21	50,000,000.00	A-1	P-1	04/07/15	04/07/15	49,898,402.78	0.35	0.00	49,925,139.00	49,937,000.00
JP MORGAN SECURITIES LLC COMM PAPER -- 0.000% 11/12/2015	46640OYC9	50,000,000.00	A-1	P-1	04/13/15	04/13/15	49,896,458.33	0.35	0.00	49,920,278.00	49,929,700.00
GENERAL ELEC CAP CORP COMM PAPER -- 0.000% 11/16/2015	36959JYG2	50,000,000.00	A-1+	P-1	04/22/15	04/23/15	49,913,750.00	0.30	0.00	49,930,000.00	49,940,150.00
Security Type Sub-Total		800,000,000.00					799,324,802.77	0.21	1,666.67	799,593,236.00	799,660,865.00
Certificate of Deposit											
BANK OF MONTREAL CHICAGO CERT DEPOS DTD 03/06/2015 0.180% 06/01/2015	06366CXL7	25,000,000.00	A-1	P-1	03/05/15	03/06/15	25,000,000.00	0.18	10,875.00	25,000,000.00	25,000,067.50
SVENSKA HANDELSBANKEN NY CERT DEPOS DTD 03/02/2015 0.175% 06/01/2015	86958DQD7	50,000,000.00	A-1+	P-1	03/02/15	03/02/15	50,000,000.00	0.18	22,118.06	50,000,000.00	50,000,125.00
SVENSKA HANDELSBANKEN NY CERT DEPOS DTD 03/26/2015 0.155% 06/01/2015	86958DRN4	50,000,000.00	A-1+	P-1	03/26/15	03/26/15	50,000,000.00	0.16	14,423.61	50,000,000.00	50,000,070.00
SVENSKA HANDELSBANKEN NY CERT DEPOS DTD 03/03/2015 0.175% 06/01/2015	86958DQE5	75,000,000.00	A-1+	P-1	03/03/15	03/03/15	75,000,000.00	0.18	32,812.50	75,000,000.00	75,000,187.50
WELLS FARGO BANK NA CERT DEPOS DTD 12/04/2014 0.230% 06/03/2015	94988EC97	25,000,000.00	A-1+	P-1	12/03/14	12/04/14	25,000,000.00	0.23	28,590.28	25,000,000.00	25,000,395.00



Managed Account Detail of Securities Held

For the Month Ending **May 31, 2015**

SAN BERNARDINO COUNTY - 76990800

Security Type/Description Dated Date/Coupon/Maturity	CUSIP	Par	S&P Rating	Moody's Rating	Trade Date	Settle Date	Original Cost	YTM at Cost	Accrued Interest	Amortized Cost	Market Value
Certificate of Deposit											
SUMITOMO MITSUI BANK NY CERT DEPOS DTD 05/06/2015 0.170% 06/05/2015	86563RQV3	25,000,000.00	A-1	P-1	05/06/15	05/06/15	25,000,000.00	0.17	3,069.44	25,000,000.00	25,000,217.50
SUMITOMO MITSUI BANK NY CERT DEPOS DTD 05/04/2015 0.170% 06/08/2015	86563RQE1	50,000,000.00	A-1	P-1	05/04/15	05/04/15	50,000,000.00	0.17	6,611.11	50,000,000.00	50,000,555.00
SUMITOMO MITSUI BANK NY CERT DEPOS DTD 05/06/2015 0.170% 06/10/2015	86563RQU5	25,000,000.00	A-1	P-1	05/06/15	05/06/15	25,000,000.00	0.17	3,069.44	25,000,000.00	25,000,290.00
NORDEA BANK FINLAND NY CERT DEPOS DTD 03/25/2015 0.175% 06/30/2015	65558LCH3	50,000,000.00	A-1+	P-1	03/24/15	03/25/15	50,000,000.00	0.18	16,527.78	50,000,000.00	49,998,730.50
BANK OF MONTREAL CHICAGO CERT DEPOS DTD 03/25/2015 0.180% 06/30/2015	06366CZH4	75,000,000.00	A-1	P-1	03/24/15	03/25/15	75,000,000.00	0.18	25,500.00	75,000,000.00	74,998,719.75
BANK OF NOVA SCOTIA HOUSTON CERT DEPOS DTD 06/30/2014 0.280% 07/01/2015	06417HPC4	25,000,000.00	A-1	P-1	06/26/14	06/30/14	25,000,000.00	0.28	65,333.33	25,000,000.00	25,003,755.00
TORONTO DOMINION BANK NY CERT DEPOS DTD 09/09/2014 0.300% 07/01/2015	89112UVH1	25,000,000.00	A-1+	P-1	09/08/14	09/09/14	25,000,000.00	0.23	55,208.33	25,000,000.00	25,004,622.50
SWEDBANK NY CERT DEPOS DTD 03/26/2015 0.190% 07/01/2015	87019TK76	25,000,000.00	A-1	P-1	03/26/15	03/26/15	25,000,000.00	0.19	8,840.28	25,000,000.00	24,999,917.25
NORDEA BANK FINLAND NY CERT DEPOS DTD 03/04/2015 0.185% 07/01/2015	65558LBP6	50,000,000.00	A-1+	P-1	03/04/15	03/04/15	50,000,000.00	0.19	22,868.06	50,000,000.00	49,999,401.00
SWEDBANK NY CERT DEPOS DTD 04/01/2015 0.180% 07/01/2015	87019TL59	50,000,000.00	A-1	P-1	04/01/15	04/01/15	50,000,000.00	0.18	15,250.00	50,000,000.00	49,998,975.50
BANK OF NOVA SCOTIA HOUSTON CERT DEPOS DTD 07/15/2014 0.290% 07/15/2015	06417HQJ8	25,000,000.00	A-1	P-1	07/14/14	07/15/14	25,000,000.00	0.30	64,645.83	25,000,000.00	25,004,605.00
TORONTO DOMINION BANK NY CERT DEPOS DTD 07/17/2014 0.300% 07/20/2015	89112UPE5	25,000,000.00	A-1+	P-1	07/16/14	07/17/14	25,000,000.00	0.16	66,458.33	25,000,000.00	25,005,225.00
ROYAL BANK OF CANADA NY CERT DEPOS DTD 07/24/2014 0.265% 07/24/2015	78009NRR9	25,000,000.00	A-1+	P-1	07/22/14	07/24/14	25,000,000.00	0.27	57,416.67	25,000,000.00	25,002,530.00



Managed Account Detail of Securities Held

For the Month Ending **May 31, 2015**

SAN BERNARDINO COUNTY - 76990800

Security Type/Description Dated Date/Coupon/Maturity	CUSIP	Par	S&P Rating	Moody's Rating	Trade Date	Settle Date	Original Cost	YTM at Cost	Accrued Interest	Amortized Cost	Market Value
Certificate of Deposit											
BANK OF NOVA SCOTIA HOUSTON CERT DEPOS DTD 07/31/2014 0.300% 08/03/2015	06417HOY5	25,000,000.00	A-1	P-1	07/30/14	07/31/14	25,000,000.00	0.16	63,541.67	25,000,000.00	25,004,162.50
NORDEA BANK FINLAND NY CERT DEPOS DTD 04/17/2015 0.190% 08/03/2015	65558LDJ8	25,000,000.00	A-1+	P-1	04/17/15	04/17/15	25,000,374.79	0.19	5,937.50	25,000,218.50	24,994,495.25
SVENSKA HANDELSBANKEN CERT DEPOS DTD 04/28/2015 0.195% 08/03/2015	86958DTM4	25,000,000.00	A-1+	P-1	04/28/15	04/28/15	25,000,000.00	0.20	4,604.17	25,000,000.00	24,994,941.75
NORDEA BANK FINLAND NY CERT DEPOS DTD 05/07/2015 0.185% 08/03/2015	65558LEC2	25,000,000.00	A-1+	P-1	05/06/15	05/07/15	25,000,000.00	0.19	3,211.81	25,000,000.00	24,994,056.00
TORONTO DOMINION BANK NY CERT DEPOS DTD 09/30/2014 0.350% 10/01/2015	89112UYE5	25,000,000.00	A-1+	P-1	09/29/14	09/30/14	25,000,000.00	0.18	59,305.56	25,000,000.00	24,998,972.50
WESTPAC BANKING CORP NY CERT DEPOS DTD 10/17/2014 0.310% 11/02/2015	96121TXW3	25,000,000.00	AA-	Aa2	10/16/14	10/17/14	25,000,000.00	0.18	48,868.06	25,000,000.00	24,984,898.75
TORONTO DOMINION BANK NY CERT DEPOS DTD 10/29/2014 0.320% 11/02/2015	89112UG47	25,000,000.00	A-1+	P-1	10/29/14	10/29/14	25,000,000.00	0.17	47,777.78	25,000,000.00	24,987,051.75
WESTPAC BANKING CORP NY CERT DEPOS DTD 11/10/2014 0.330% 11/02/2015	96121TYE2	25,000,000.00	A-1+	P-1	11/06/14	11/10/14	25,000,000.00	0.32	46,520.83	25,000,000.00	24,989,205.75
WESTPAC BANKING CORP NY CERT DEPOS DTD 11/17/2014 0.340% 11/17/2015	96121TYF9	25,000,000.00	A-1+	P-1	11/13/14	11/17/14	25,000,000.00	0.34	46,277.78	25,000,000.00	24,987,803.00
ROYAL BANK OF CANADA NY CERT DEPOS DTD 05/20/2015 0.300% 11/20/2015	78009NUQ7	25,000,000.00	A-1+	P-1	05/20/15	05/21/15	25,000,000.00	0.30	2,500.00	25,000,000.00	24,977,790.00
TORONTO DOMINION BANK NY CERT DEPOS DTD 11/26/2014 0.320% 11/30/2015	89112US44	25,000,000.00	A-1+	P-1	11/25/14	11/26/14	25,000,000.00	0.17	41,555.56	25,000,000.00	24,979,234.75
WESTPAC BANKING CORP NY CERT DEPOS DTD 12/04/2014 0.370% 12/04/2015	96121TYG7	25,000,000.00	A-1+	P-1	12/03/14	12/04/14	25,000,000.00	0.37	45,993.06	25,000,000.00	24,995,774.50



Managed Account Detail of Securities Held

For the Month Ending **May 31, 2015**

SAN BERNARDINO COUNTY - 76990800

Security Type/Description Dated Date/Coupon/Maturity	CUSIP	Par	S&P Rating	Moody's Rating	Trade Date	Settle Date	Original Cost	YTM at Cost	Accrued Interest	Amortized Cost	Market Value
Certificate of Deposit											
BANK OF NOVA SCOTIA HOUSTON CERT DEPOS DTD 12/10/2014 0.360% 12/10/2015	06417HXP6	25,000,000.00	A-1	P-1	12/09/14	12/10/14	25,000,000.00	0.36	43,250.00	25,000,000.00	24,993,166.50
TORONTO DOMINION BANK NY CERT DEPOS DTD 12/16/2014 0.400% 01/04/2016	89112U3A7	25,000,000.00	A-1+	P-1	12/12/14	12/16/14	25,000,000.00	0.23	46,388.89	25,000,000.00	24,942,391.25
BANK OF NOVA SCOTIA HOUSTON CERT DEPOS DTD 12/29/2014 0.420% 01/04/2016	06417HYK6	25,000,000.00	A-1	P-1	12/29/14	12/29/14	25,000,000.00	0.22	44,916.67	25,000,000.00	24,942,860.50
WESTPAC BANKING CORP NY CERT DEPOS DTD 01/02/2015 0.460% 01/04/2016	96121TYO5	25,000,000.00	A-1+	P-1	12/29/14	01/02/15	25,000,000.00	0.23	47,916.67	25,000,000.00	24,943,783.75
TORONTO DOMINION BANK NY CERT DEPOS DTD 01/09/2015 0.440% 01/15/2016	89112U6H9	25,000,000.00	A-1+	P-1	01/09/15	01/09/15	25,000,000.00	0.43	43,694.44	25,000,000.00	24,994,255.50
BMO HARRIS BANK NA CERT DEPOS DTD 01/23/2015 0.450% 02/01/2016	05574BDQ0	25,000,000.00	A-1	P-1	01/22/15	01/23/15	25,000,000.00	0.46	40,312.50	25,000,000.00	24,991,429.00
BANK OF NOVA SCOTIA HOUSTON CERT DEPOS DTD 01/28/2015 0.410% 02/01/2016	06417HA30	25,000,000.00	A-1	P-1	01/27/15	01/28/15	25,000,000.00	0.21	35,305.56	25,000,000.00	24,935,179.25
BMO HARRIS BANK NA CERT DEPOS DTD 01/30/2015 0.450% 02/01/2016	05574BDS6	25,000,000.00	A-1	P-1	01/29/15	01/30/15	25,000,000.00	0.23	38,125.00	25,000,000.00	24,936,875.75
TORONTO DOMINION BANK NY CERT DEPOS DTD 02/03/2015 0.400% 02/01/2016	89113ECF1	25,000,000.00	A-1+	P-1	02/02/15	02/03/15	25,000,000.00	0.40	32,777.78	25,000,000.00	24,952,035.50
Security Type Sub-Total		1,225,000,000.00					1,225,000,374.79	0.22	1,308,399.34	1,225,000,218.50	1,224,538,752.50
Bank Deposit Account											
STONECASTLE FICA	FICAMF003	50,000,000.00	NR	NR	08/20/14	08/20/14	50,000,000.00	0.15	0.00	50,000,000.00	50,000,000.00
Security Type Sub-Total		50,000,000.00					50,000,000.00	0.15	0.00	50,000,000.00	50,000,000.00



Managed Account Detail of Securities Held

For the Month Ending **May 31, 2015**

SAN BERNARDINO COUNTY - 76990800

Security Type/Description Dated Date/Coupon/Maturity	CUSIP	Par	S&P Rating	Moody's Rating	Trade Date	Settle Date	Original Cost	YTM at Cost	Accrued Interest	Amortized Cost	Market Value
Managed Account Sub-Total		5,057,929,000.00					5,084,318,907.92	0.49	7,353,206.12	5,069,770,601.59	5,075,339,895.59
Securities Sub-Total		\$5,057,929,000.00					\$5,084,318,907.92	0.49%	\$7,353,206.12	\$5,069,770,601.59	\$5,075,339,895.59
Accrued Interest											\$7,353,206.12
Total Investments											\$5,082,693,101.71



Managed Account Fair Market Value & Analytics

For the Month Ending **May 31, 2015**

SAN BERNARDINO COUNTY - 76990800

Security Type/Description	Dated Date/Coupon/Maturity	CUSIP	Par	Broker	Next Call Date	Market Price	Market Value	Unreal G/L On Cost	Unreal G/L Amort Cost	Effective Duration	Duration to Worst at Mkt	YTM
U.S. Treasury Bond / Note												
US TREASURY NOTES	DTD 06/15/2012 0.375% 06/15/2015	912828SZ4	50,000,000.00	BARCLAYS		100.01	50,003,900.00	(111,334.38)	1,005.00	0.04	0.04	0.19
US TREASURY NOTES	DTD 08/15/2012 0.250% 08/15/2015	912828TK6	50,000,000.00	GOLDMAN		100.04	50,019,550.00	259,784.37	36,301.50	0.21	0.21	0.06
US TREASURY NOTES	DTD 10/15/2012 0.250% 10/15/2015	912828TT7	25,000,000.00	MORGANST		100.06	25,015,625.00	130,859.37	30,022.75	0.37	0.37	0.08
US TREASURY NOTES	DTD 12/31/2010 2.125% 12/31/2015	912828PM6	25,000,000.00	TD SEC U		101.13	25,283,200.00	(660,159.38)	48,016.75	0.58	0.58	0.18
US TREASURY NOTES	DTD 01/31/2011 2.000% 01/31/2016	912828PS3	25,000,000.00	CITIGRP		101.21	25,302,725.00	(946,298.44)	46,873.75	0.66	0.66	0.19
US TREASURY NOTES	DTD 02/15/2013 0.375% 02/15/2016	912828UM0	25,000,000.00	DEUTSCHE		100.11	25,027,350.00	30,279.69	28,309.50	0.71	0.71	0.22
US TREASURY NOTES	DTD 02/15/2013 0.375% 02/15/2016	912828UM0	50,000,000.00	BK AMER		100.11	50,054,700.00	103,528.12	71,115.00	0.71	0.71	0.22
US TREASURY NOTES	DTD 03/31/2011 2.250% 03/31/2016	912828OA1	25,000,000.00	BMO_DIR		101.65	25,412,100.00	(530,282.81)	30,789.00	0.83	0.83	0.27
US TREASURY NOTES	DTD 05/15/2013 0.250% 05/15/2016	912828VC1	25,000,000.00	MIZUHO		99.97	24,992,200.00	125,012.50	51,160.00	0.95	0.95	0.28
US TREASURY NOTES	DTD 05/31/2011 1.750% 05/31/2016	912828OP8	25,000,000.00	DEUTSCHE		101.43	25,357,425.00	(320,309.38)	31,644.00	0.99	0.99	0.32
US TREASURY NOTES	DTD 06/17/2013 0.500% 06/15/2016	912828VG2	25,000,000.00	BARCLAYS		100.18	25,044,925.00	71,292.19	57,289.50	1.04	1.04	0.33
US TREASURY NOTES	DTD 08/01/2011 1.500% 07/31/2016	912828QX1	25,000,000.00	BARCLAYS		101.31	25,328,125.00	(559,570.31)	52,790.50	1.16	1.16	0.37
US TREASURY NOTES	DTD 08/01/2011 1.500% 07/31/2016	912828OX1	25,000,000.00	DAIWA		101.31	25,328,125.00	(230,468.75)	76,087.50	1.16	1.16	0.37
US TREASURY NOTES	DTD 10/31/2011 1.000% 10/31/2016	912828RM4	25,000,000.00	OTHER		100.76	25,189,450.00	(2,932.81)	69,141.50	1.41	1.41	0.46
US TREASURY NOTES	DTD 10/31/2011 1.000% 10/31/2016	912828RM4	25,000,000.00	DEUTSCHE		100.76	25,189,450.00	5,856.25	73,942.00	1.41	1.41	0.46
US TREASURY NOTES	DTD 11/15/2006 4.625% 11/15/2016	912828FY1	25,000,000.00	CITIGRP		106.03	26,507,800.00	(1,348,645.31)	76,031.50	1.42	1.42	0.47
US TREASURY NOTES	DTD 11/30/2011 0.875% 11/30/2016	912828RU6	25,000,000.00	BK AMER		100.60	25,150,400.00	(6,826.56)	31,880.75	1.49	1.49	0.47



Managed Account Fair Market Value & Analytics

For the Month Ending **May 31, 2015**

SAN BERNARDINO COUNTY - 76990800

Security Type/Description Dated Date/Coupon/Maturity	CUSIP	Par	Broker	Next Call Date	Market Price	Market Value	Unreal G/L On Cost	Unreal G/L Amort Cost	Effective Duration	Duration to Worst at Mkt	YTM
U.S. Treasury Bond / Note											
US TREASURY NOTES DTD 01/03/2012 0.875% 12/31/2016	912828RX0	50,000,000.00	BARCLAYS		100.63	50,312,500.00	97,656.25	242,197.50	1.57	1.57	0.48
US TREASURY NOTES DTD 01/03/2012 0.875% 12/31/2016	912828RX0	50,000,000.00	JPMCHASE		100.63	50,312,500.00	109,375.00	245,988.50	1.57	1.57	0.48
US TREASURY NOTES DTD 01/15/2014 0.750% 01/15/2017	912828A91	25,000,000.00	CANTFITZ		100.39	25,097,650.00	72,259.37	78,022.75	1.61	1.61	0.51
US TREASURY NOTES DTD 01/31/2012 0.875% 01/31/2017	912828SC5	50,000,000.00	OPPENHIE		100.58	50,289,050.00	31,237.50	151,717.00	1.65	1.65	0.53
US TREASURY NOTES DTD 02/29/2012 0.875% 02/28/2017	912828S30	25,000,000.00	DEUTSCHE		100.59	25,148,450.00	159,192.19	154,877.75	1.73	1.73	0.53
US TREASURY NOTES DTD 03/31/2012 1.000% 03/31/2017	912828SM3	25,000,000.00	DAIWA		100.81	25,203,125.00	142,578.12	165,952.50	1.81	1.81	0.55
US TREASURY NOTES DTD 05/31/2012 0.625% 05/31/2017	912828SY7	15,000,000.00	BMO_DIR		100.04	15,005,865.00	138,872.81	93,004.35	1.98	1.98	0.61
US TREASURY NOTES DTD 07/02/2012 0.750% 06/30/2017	912828TB6	25,000,000.00	JPMCHASE		100.23	25,056,650.00	258,798.44	190,040.25	2.06	2.06	0.64
US TREASURY NOTES DTD 08/31/2012 0.625% 08/31/2017	912828TM2	25,000,000.00	JPMCHASE		99.83	24,957,025.00	281,243.75	184,361.00	2.23	2.23	0.70
Security Type Sub-Total		790,000,000.00				795,589,865.00	(2,699,002.21)	2,318,562.10	1.15	1.15	0.37
Supra-National Agency Bond / Note											
INTL BK RECON & DEV GLOBAL NT (CALLABLE) DTD 05/19/2015 0.770% 05/19/2017	45905USE5	25,000,000.00	CITIGRP	05/19/16	99.77	24,941,750.00	(58,250.00)	(58,250.00)	1.64	1.95	0.89
INTL BK RECON & DEV GLOBAL NT (CALLABLE) DTD 05/19/2015 0.770% 05/19/2017	45905USE5	25,000,000.00	TOR DOM	05/19/16	99.77	24,941,750.00	(58,250.00)	(58,250.00)	1.64	1.95	0.89
INTL BANK OF RECON AND DEV GLOBAL NOTES DTD 04/30/2015 1.000% 06/15/2018	459058EJ8	50,000,000.00	BARCLAYS		99.99	49,993,200.00	78,700.00	76,405.00	2.99	2.99	1.00
Security Type Sub-Total		100,000,000.00				99,876,700.00	(37,800.00)	(40,095.00)	2.32	2.47	0.95



Managed Account Fair Market Value & Analytics

For the Month Ending **May 31, 2015**

SAN BERNARDINO COUNTY - 76990800

Security Type/Description	Dated Date/Coupon/Maturity	CUSIP	Par	Broker	Next Call Date	Market Price	Market Value	Unreal G/L On Cost	Unreal G/L Amort Cost	Effective Duration	Duration to Worst at Mkt	YTM
Money Market Fund												
FEDERATED GOVT OBLIGATIONS FUND		60934N104	11,000,000.00			1.00	11,000,000.00	0.00	0.00	0.00	0.00	0.01
FIDELITY GOV'T MM FUND 57		316175108	14,000,000.00			1.00	14,000,000.00	0.00	0.00	0.00	0.00	0.00
Security Type Sub-Total			25,000,000.00				25,000,000.00	0.00	0.00	0.00	0.00	0.00
Joint Powers Authority												
CALIFORNIA ASSET MANAGEMENT PROGRAM		CAMPMF025	50,000,000.00	DIRECT		1.00	50,000,000.00	0.00	0.00	0.00	0.00	0.08
Security Type Sub-Total			50,000,000.00				50,000,000.00	0.00	0.00	0.00	0.00	0.08
Federal Agency Bond / Note												
FANNIE MAE GLOBAL NOTES DTD 05/21/2012 0.500% 07/02/2015		3135G0LN1	25,000,000.00	CSFB		100.03	25,008,475.00	(39,525.00)	6,460.25	0.09	0.09	0.10
FHLMC NOTES (EX-CALLABLE) DTD 03/18/2013 0.420% 09/18/2015		3134G36F2	25,000,000.00	UBS AG		100.08	25,020,025.00	82,525.00	29,185.75	0.30	0.30	0.15
FHLMC NOTES (EX-CALLABLE) DTD 09/25/2012 0.500% 09/25/2015		3134G3L24	15,000,000.00	JPMCHASE		100.12	15,017,985.00	17,985.00	17,985.00	0.32	0.32	0.12
FHLMC NOTES (EX-CALLABLE) DTD 09/25/2012 0.500% 09/25/2015		3134G3L24	15,000,000.00	UBS AG		100.12	15,017,985.00	17,985.00	17,985.00	0.32	0.32	0.12
FHLMC NOTES (EX-CALLABLE) DTD 09/25/2012 0.500% 09/25/2015		3134G3L24	20,000,000.00	CSFB		100.12	20,023,980.00	23,980.00	23,980.00	0.32	0.32	0.12
FNMA NOTES (EX-CALLABLE) DTD 10/15/2010 1.875% 10/15/2015		31398A4K5	10,000,000.00	SUNTRUST		100.66	10,065,870.00	(221,430.00)	19,111.70	0.37	0.37	0.10
FNMA NOTES DTD 09/27/2010 1.625% 10/26/2015		31398A4M1	25,000,000.00	MERRILL		100.59	25,147,175.00	(574,575.00)	25,703.50	0.41	0.41	0.16
FFCB NOTES AGENCY DTD 02/05/2014 0.310% 11/05/2015		3133EDET5	50,000,000.00	JPMCHASE		100.07	50,036,900.00	46,900.00	39,353.00	0.43	0.43	0.14
FHLMC NOTES DTD 11/06/2012 0.450% 11/24/2015		3134G3W55	25,000,000.00	WELLSFAR		100.11	25,027,475.00	104,975.00	43,022.25	0.48	0.48	0.22
FHLB NOTES DTD 11/05/2010 1.375% 12/11/2015		313371NW2	25,000,000.00	MIZUHO		100.70	25,174,975.00	(450,025.00)	54,411.00	0.52	0.52	0.05
FHLB NOTES DTD 09/19/2014 0.300% 12/18/2015		3130A32K9	25,000,000.00	MORGANST		100.02	25,005,750.00	(9,582.50)	(1,790.00)	0.55	0.55	0.26



Managed Account Fair Market Value & Analytics

For the Month Ending **May 31, 2015**

SAN BERNARDINO COUNTY - 76990800

Security Type/Description	Dated Date/Coupon/Maturity	CUSIP	Par	Broker	Next Call Date	Market Price	Market Value	Unreal G/L On Cost	Unreal G/L Amort Cost	Effective Duration	Duration to Worst at Mkt	YTM
Federal Agency Bond / Note												
FANNIE MAE GLOBAL NOTES	DTD 01/18/2011 2.250% 03/15/2016	3135G0AL7	50,000,000.00	CANTFITZ		101.52	50,761,800.00	(2,119,700.00)	198,525.00	0.78	0.78	0.31
FANNIE MAE GLOBAL NOTES	DTD 01/18/2011 2.250% 03/15/2016	3135G0AL7	50,000,000.00	CANTFITZ		101.52	50,761,800.00	(2,119,700.00)	198,525.00	0.78	0.78	0.31
FANNIE MAE GLOBAL NOTES	DTD 02/15/2013 0.500% 03/30/2016	3135G0VA8	40,000,000.00	CITIGRP		100.12	40,049,880.00	95,480.00	62,078.80	0.83	0.83	0.35
FFCB NOTES	DTD 11/25/2014 0.375% 05/25/2016	3133EECW8	25,000,000.00	RBC CAP		100.26	25,066,225.00	66,225.00	66,225.00	0.98	0.98	0.11
FFCB NOTES	DTD 11/25/2014 0.375% 05/25/2016	3133EECW8	25,000,000.00	WELLSFAR		100.26	25,066,225.00	66,225.00	66,225.00	0.98	0.98	0.11
FHLMC NOTES	DTD 04/08/2011 2.500% 05/27/2016	3137EACT4	50,000,000.00	MORGANST		102.07	51,035,350.00	(2,237,150.00)	74,116.00	0.98	0.98	0.40
FHLB NOTES	DTD 07/22/2013 0.800% 07/22/2016	313383QU8	25,000,000.00	WELLSFAR		100.63	25,157,375.00	159,875.00	158,333.25	1.13	1.13	0.25
FHLB NOTES	DTD 12/01/2014 0.430% 08/01/2016	3130A3M50	36,450,000.00	WELLSFAR		100.08	36,478,795.50	54,675.00	47,004.83	1.16	1.16	0.36
FHLB NOTES	DTD 02/09/2015 0.450% 08/09/2016	3130A45N8	25,000,000.00	WELLSFAR		100.04	25,010,575.00	54,825.00	45,738.00	1.18	1.18	0.41
FNMA NOTES	DTD 07/19/2013 0.625% 08/26/2016	3135G0YE7	50,000,000.00	BARCLAYS		100.21	50,102,850.00	263,350.00	167,233.50	1.23	1.23	0.46
FHLB NOTES	DTD 08/26/2010 2.000% 09/09/2016	313370TW8	25,000,000.00	MORGANST		101.91	25,476,675.00	(180,325.00)	8,081.75	1.25	1.25	0.49
FNMA NOTES AGENCY (EX-CALLABLE)	DTD 03/26/2013 0.625% 09/26/2016	3135G0VX8	25,000,000.00	DAIWA		100.08	25,020,750.00	450,750.00	208,303.00	1.32	1.31	0.56
FHLB NOTES	DTD 08/07/2014 0.500% 09/28/2016	3130A2T97	15,000,000.00	MORGANST		100.00	15,000,495.00	34,245.00	21,431.40	1.32	1.32	0.50
FHLMC NOTES	DTD 08/16/2013 0.875% 10/14/2016	3137EADS5	25,000,000.00	JPMCHASE		100.56	25,139,025.00	142,775.00	140,685.00	1.36	1.36	0.47
FFCB NOTES	DTD 10/14/2014 0.600% 10/14/2016	3133EDX98	25,000,000.00	WELLSFAR		100.08	25,019,825.00	44,825.00	36,976.00	1.36	1.36	0.54
FHLMC NOTES	DTD 08/16/2013 0.875% 10/14/2016	3137EADS5	25,000,000.00	WELLSFAR		100.56	25,139,025.00	27,525.00	63,360.50	1.36	1.36	0.47
FANNIE MAE NOTES	DTD 10/20/2011 1.375% 11/15/2016	3135G0ES8	25,000,000.00	BARCLAYS		101.25	25,312,475.00	(394,775.00)	17,144.25	1.44	1.44	0.51



Managed Account Fair Market Value & Analytics

For the Month Ending **May 31, 2015**

SAN BERNARDINO COUNTY - 76990800

Security Type/Description	Dated Date/Coupon/Maturity	CUSIP	Par	Broker	Next Call Date	Market Price	Market Value	Unreal G/L On Cost	Unreal G/L Amort Cost	Effective Duration	Duration to Worst at Mkt	YTM
Federal Agency Bond / Note												
FANNIE MAE NOTES	DTD 10/20/2011 1.375% 11/15/2016	3135G0ES8	25,000,000.00	BNP DIR		101.25	25,312,475.00	(251,025.00)	73,047.25	1.44	1.44	0.51
FANNIE MAE NOTES	DTD 10/20/2011 1.375% 11/15/2016	3135G0ES8	25,000,000.00	BNP DIR		101.25	25,312,475.00	(181,275.00)	72,054.75	1.44	1.44	0.51
FHLB NOTES	DTD 11/15/2013 0.625% 12/28/2016	3130A0C65	20,000,000.00	JPMCHASE		100.15	20,029,120.00	86,320.00	58,168.20	1.56	1.56	0.53
FHLMC NOTES (CALLABLE)	DTD 01/27/2015 0.700% 01/27/2017	3134G6AW3	50,000,000.00	DEUTSCHE	01/27/16	99.83	49,914,950.00	(85,050.00)	(85,050.00)	1.03	1.64	0.80
FANNIE MAE GLOBAL NOTES	DTD 01/09/2012 1.250% 01/30/2017	3135G0GY3	50,000,000.00	WELLSFAR		100.98	50,490,400.00	(255,600.00)	(53,584.00)	1.64	1.64	0.66
FANNIE MAE GLOBAL NOTES	DTD 01/09/2012 1.250% 01/30/2017	3135G0GY3	50,000,000.00	MIZUHO		100.98	50,490,400.00	(222,600.00)	(36,555.00)	1.64	1.64	0.66
FHLMC NOTES	DTD 01/21/2014 0.875% 02/22/2017	3137EADT3	25,000,000.00	GOLDMAN		100.41	25,102,825.00	143,075.00	125,481.25	1.71	1.71	0.63
FFCB (FLOATING) NOTES	DTD 02/27/2014 0.240% 02/27/2017	3133EDFW7	30,000,000.00	JPMCHASE		100.11	30,033,120.00	33,120.00	33,120.00	0.08	1.74	0.18
FHLB AGENCY	DTD 03/06/2015 0.720% 03/06/2017	3130A4K27	50,000,000.00	WELLSFAR		100.09	50,047,250.00	42,750.00	43,149.50	1.75	1.75	0.67
FHLB NOTES	DTD 02/06/2012 0.875% 03/10/2017	3133782N0	25,000,000.00	TOR DOM		100.34	25,085,825.00	110,600.50	105,751.00	1.76	1.76	0.68
FHLB NOTES (CALLABLE)	DTD 03/17/2015 0.800% 03/17/2017	3130A4GT3	50,000,000.00	DEUTSCHE	03/17/16	100.18	50,089,250.00	134,250.00	129,654.00	1.48	0.79	0.70
FHLMC NOTES (CALLABLE)	DTD 04/14/2015 0.800% 04/14/2017	3134G6PN7	50,000,000.00	TOR DOM	04/14/16	100.03	50,014,450.00	14,450.00	14,450.00	1.33	0.86	0.78
FFCB (FLOATING) NOTES	DTD 04/17/2014 0.233% 04/17/2017	3133EDJX1	25,000,000.00	JPMCHASE		100.08	25,020,475.00	20,475.00	20,475.00	0.08	1.88	0.19
FANNIE MAE GLOBAL NOTES	DTD 04/16/2007 5.000% 05/11/2017	31359M7X5	50,000,000.00	MORGANST		108.30	54,148,950.00	(311,550.00)	59,171.00	1.87	1.87	0.70
FHLMC NOTES (CALLABLE)	DTD 05/18/2015 0.800% 05/18/2017	3134G6G31	16,000,000.00	TOR DOM	05/18/16	99.98	15,996,720.00	(3,280.00)	(3,280.00)	1.61	1.94	0.81
FHLMC NOTES (CALLABLE)	DTD 05/18/2015 0.800% 05/18/2017	3134G6G31	17,000,000.00	CITIGRP	05/18/16	99.98	16,996,515.00	(3,485.00)	(3,485.00)	1.61	1.94	0.81
FHLMC NOTES (CALLABLE)	DTD 05/18/2015 0.800% 05/18/2017	3134G6G31	17,000,000.00	DEUTSCHE	05/18/16	99.98	16,996,515.00	(3,485.00)	(3,485.00)	1.61	1.94	0.81



Managed Account Fair Market Value & Analytics

For the Month Ending **May 31, 2015**

SAN BERNARDINO COUNTY - 76990800

Security Type/Description Dated Date/Coupon/Maturity	CUSIP	Par	Broker	Next Call Date	Market Price	Market Value	Unreal G/L On Cost	Unreal G/L Amort Cost	Effective Duration	Duration to Worst at Mkt	YTM
Federal Agency Bond / Note											
FHLMC NOTES DTD 12/30/2014 0.990% 06/30/2017	3134G5VY8	50,000,000.00	DIRECT		100.51	50,253,650.00	253,650.00	253,650.00	2.05	2.05	0.74
FHLMC NOTES DTD 05/29/2015 0.750% 07/14/2017	3137EADV8	25,000,000.00	TOR DOM		100.03	25,007,500.00	27,000.00	26,949.00	2.10	2.10	0.74
FANNIE MAE GLOBAL NOTES DTD 07/20/2012 0.875% 08/28/2017	3135G0MZ3	50,000,000.00	MORGANST		100.21	50,107,200.00	61,200.00	86,047.50	2.22	2.22	0.78
FFCB NOTES DTD 02/25/2015 1.000% 09/25/2017	3133EEQX1	19,589,000.00	WELLSFAR		100.38	19,663,516.56	(18,531.19)	(15,125.84)	2.28	2.28	0.83
FFCB NOTES DTD 02/25/2015 1.000% 09/25/2017	3133EEQX1	25,000,000.00	BNP DIR		100.38	25,095,100.00	84,388.75	85,415.75	2.28	2.28	0.83
FNMA NOTES DTD 08/25/2014 1.000% 09/27/2017	3135G0ZL0	10,000,000.00	MORGANST		100.46	10,046,220.00	81,920.00	73,185.30	2.29	2.29	0.80
FREDDIE MAC GLOBAL NOTES (EX-CALLABLE) DTD 09/27/2012 1.000% 09/27/2017	3134G3M31	10,000,000.00	WELLSFAR		100.27	10,026,890.00	(19,510.00)	(17,815.80)	2.29	2.29	0.88
FHLB NOTES DTD 09/03/2014 1.100% 09/29/2017	3130A2XL5	15,000,000.00	WELLSFAR		100.31	15,046,140.00	71,190.00	65,252.85	2.29	2.29	0.97
FHLB NOTES DTD 09/03/2014 1.100% 09/29/2017	3130A2XL5	25,000,000.00	GILFORD		100.31	25,076,900.00	114,900.00	105,896.00	2.29	2.29	0.97
FANNIE MAE GLOBAL NOTES DTD 09/24/2012 0.875% 10/26/2017	3135G0PO0	25,000,000.00	CITIGRP		100.06	25,014,075.00	(30,500.00)	(28,923.00)	2.37	2.37	0.85
FHLB NOTES (CALLABLE) BONDS DTD 11/09/2012 1.000% 11/09/2017	3133813R4	25,000,000.00	DEUTSCHE	06/09/15	99.91	24,976,800.00	(8,200.00)	(15,652.50)	1.29	2.40	1.04
FNMA NOTES (CALLABLE) DTD 11/15/2012 1.000% 11/15/2017	3135G0RO8	25,000,000.00	GOLDMAN	08/15/15	99.83	24,958,375.00	(74,125.00)	(41,625.00)	1.46	2.42	1.07
FFCB NOTES DTD 12/18/2014 1.125% 12/18/2017	3133EEFE5	25,000,000.00	WELLSFAR		100.57	25,141,825.00	165,900.00	162,318.75	2.49	2.49	0.90
FFCB NOTES DTD 12/18/2014 1.125% 12/18/2017	3133EEFE5	25,000,000.00	MERRILL		100.57	25,141,825.00	165,825.00	162,254.75	2.49	2.49	0.90
FNMA NOTES (CALLABLE) DTD 12/26/2012 1.000% 12/26/2017	3135G0SJ3	22,155,000.00	MORGANST	06/26/15	99.85	22,122,698.01	(36,732.99)	(32,301.99)	1.57	2.52	1.06
FHLMC NOTES DTD 11/21/2012 0.750% 01/12/2018	3137EADN6	25,000,000.00	MORGANST		99.64	24,910,875.00	254,125.00	94,188.50	2.57	2.57	0.89



Managed Account Fair Market Value & Analytics

For the Month Ending **May 31, 2015**

SAN BERNARDINO COUNTY - 76990800

Security Type/Description Dated Date/Coupon/Maturity	CUSIP	Par	Broker	Next Call Date	Market Price	Market Value	Unreal G/L On Cost	Unreal G/L Amort Cost	Effective Duration	Duration to Worst at Mkt	YTM
Federal Agency Bond / Note											
FHLMC NOTES DTD 11/21/2012 0.750% 01/12/2018	3137EADN6	25,000,000.00	BK AMER		99.64	24,910,875.00	240,625.00	87,148.00	2.57	2.57	0.89
FHLB NOTES DTD 02/27/2015 1.125% 04/25/2018	3130A4GJ5	30,000,000.00	MORGANST		100.49	30,145,530.00	159,330.00	158,303.70	2.84	2.84	0.95
FHLB NOTES DTD 05/04/2015 1.000% 05/04/2018	3130A57K9	25,000,000.00	WELLSFAR		99.95	24,988,250.00	(18,250.00)	(18,089.50)	2.87	2.87	1.02
FFCB NOTES DTD 05/11/2015 1.030% 05/11/2018	3133EEJ50	25,000,000.00	DAIWA		100.05	25,012,275.00	31,775.00	31,418.75	2.89	2.89	1.01
FFCB NOTES DTD 05/11/2015 1.030% 05/11/2018	3133EEJ50	25,000,000.00	JPMCHASE		100.05	25,012,275.00	57,700.00	56,870.25	2.89	2.89	1.01

Security Type Sub-Total **1,908,194,000.00** **1,919,886,250.07** **(5,760,292.43)** **3,683,842.15** **1.43** **1.51** **0.57**

Corporate Note											
WAL MART STORES INC. CORP NOTES DTD 10/25/2010 1.500% 10/25/2015	931142CX9	4,055,000.00	JPMCHASE		100.46	4,073,717.88	(53,136.72)	776.41	0.40	0.40	0.34
GENERAL ELECTRIC CO CORPORATE NOTES DTD 12/12/2012 1.000% 12/11/2015	36962G6M1	25,000,000.00	WELLSFAR		100.30	25,073,975.00	(53,275.00)	(1,646.75)	0.52	0.52	0.44
GENERAL ELEC CAP CORP (FLOATING) DTD 01/08/2013 0.874% 01/08/2016	36962G6Q2	25,000,000.00	JPMCHASE		100.35	25,087,150.00	(113,100.00)	20,100.50	0.25	0.60	0.31
GENERAL ELEC CAP CORP (FLOAT) DTD 01/14/2014 0.507% 01/14/2016	36962G7E8	20,450,000.00	JPMCHASE		100.14	20,479,120.80	4,785.30	17,529.13	0.25	0.62	0.29
GENERAL ELEC CAP CORP (FLOAT) DTD 02/08/2012 1.076% 02/08/2016	36962G5T7	5,035,000.00	VINING		100.50	5,060,134.72	(33,472.68)	3,153.47	0.25	0.68	0.35
WELLS FARGO COMPANY CORPORATE STEP NOTE DTD 09/15/2010 3.676% 06/15/2016	949746QU8	18,195,000.00	WELLSFAR		103.06	18,750,984.62	(65,738.53)	(14,080.38)	1.02	1.02	0.72
WELLS FARGO & COMPANY GLOBAL NOTES DTD 12/12/2011 2.625% 12/15/2016	94974BEZ9	10,500,000.00	TOR DOM		102.44	10,756,032.00	(48,993.00)	(31,501.26)	1.49	1.49	1.02
WAL-MART STORES INC CORP NOTES DTD 04/22/2014 1.000% 04/21/2017	931142DN0	1,500,000.00	CITIGRP		100.42	1,506,348.00	6,573.00	6,490.63	1.87	1.87	0.77

Security Type Sub-Total **109,735,000.00** **110,787,463.02** **(356,357.63)** **821.75** **0.59** **0.76** **0.48**



Managed Account Fair Market Value & Analytics

For the Month Ending **May 31, 2015**

SAN BERNARDINO COUNTY - 76990800

Security Type/Description	Dated Date/Coupon/Maturity	CUSIP	Par	Broker	Next Call Date	Market Price	Market Value	Unreal G/L On Cost	Unreal G/L Amort Cost	Effective Duration	Duration to Worst at Mkt	YTM
Commercial Paper												
EXXON MOBIL CORP COMM PAPER		30229BT15	25,000,000.00	EXXON		100.00	24,999,800.00	2,855.56	(200.00)	0.00	0.00	0.29
-- 0.000% 06/01/2015												
NATIXIS US BRANCH COMM PAPER		63873KT15	40,000,000.00	JPMCHASE		100.00	39,999,680.00	(86.67)	(320.00)	0.00	0.00	0.29
-- 0.000% 06/01/2015												
BNP PARIBAS FINANCE INC COMM PAPER		0556N1T11	50,000,000.00	BNP DIR		100.00	49,999,600.00	12,113.89	(400.00)	0.00	0.00	0.29
-- 0.000% 06/01/2015												
US BANK NA INT BEAR COMM PAPER		90349QP98	200,000,000.00	US BANK		100.00	200,000,000.00	0.00	0.00	0.00	0.00	0.10
DTD 05/29/2015 0.100% 06/01/2015												
BNP PARIBAS NY BRANCH COMM PAPER		09659CTO1	50,000,000.00	BNP DIR		99.99	49,995,200.00	10,505.56	1,269.50	0.07	0.07	0.14
-- 0.000% 06/24/2015												
TOYOTA MOTOR CREDIT CORP COMM PAPER		89233HTV6	25,000,000.00	TOYOTA		99.99	24,997,825.00	25,491.67	2,491.75	0.08	0.08	0.11
-- 0.000% 06/29/2015												
BANK OF TOKYO MITSUBISHI LTD COMM PAPER		06538CU17	50,000,000.00	BTM_DIR		99.98	49,992,050.00	11,883.33	800.00	0.08	0.08	0.18
-- 0.000% 07/01/2015												
BANK OF TOKYO MITSUBISHI LTD COMM PAPER		06538CU17	60,000,000.00	BTM_DIR		99.98	59,990,460.00	31,410.00	3,960.00	0.08	0.08	0.18
-- 0.000% 07/01/2015												
TOYOTA MOTOR CREDIT CORP COMM PAPER		89233HW18	25,000,000.00	TOYOTA		99.96	24,989,125.00	44,541.67	8,291.75	0.25	0.25	0.17
-- 0.000% 09/01/2015												
TOYOTA MOTOR CREDIT CORP COMM PAPER		89233HW18	25,000,000.00	TOYOTA		99.96	24,989,125.00	43,791.67	9,569.50	0.25	0.25	0.17
-- 0.000% 09/01/2015												
JP MORGAN SECURITIES LLC COMM PAPER		46640OX71	50,000,000.00	JPMCHASE		99.91	49,952,500.00	28,333.33	5,833.50	0.35	0.35	0.27
-- 0.000% 10/07/2015												
JP MORGAN SECURITIES LLC COMM PAPER		46640QXE6	50,000,000.00	JPMCHASE		99.90	49,948,650.00	26,983.33	4,900.00	0.37	0.37	0.27
-- 0.000% 10/14/2015												
JP MORGAN SECURITIES LLC COMM PAPER		46640OY21	50,000,000.00	JPMCHASE		99.87	49,937,000.00	38,597.22	11,861.00	0.42	0.42	0.29
-- 0.000% 11/02/2015												
JP MORGAN SECURITIES LLC COMM PAPER		46640QYC9	50,000,000.00	JPMCHASE		99.86	49,929,700.00	33,241.67	9,422.00	0.45	0.45	0.31
-- 0.000% 11/12/2015												



Managed Account Fair Market Value & Analytics

For the Month Ending **May 31, 2015**

SAN BERNARDINO COUNTY - 76990800

Security Type/Description	Dated Date/Coupon/Maturity	CUSIP	Par	Broker	Next Call Date	Market Price	Market Value	Unreal G/L On Cost	Unreal G/L Amort Cost	Effective Duration	Duration to Worst at Mkt	YTM
Commercial Paper												
GENERAL ELEC CAP CORP COMM PAPER	--	36959JYG2	50,000,000.00	GECC		99.88	49,940,150.00	26,400.00	10,150.00	0.46	0.46	0.26
0.000% 11/16/2015												
Security Type Sub-Total			800,000,000.00				799,660,865.00	336,062.23	67,629.00	0.16	0.16	0.20
Certificate of Deposit												
BANK OF MONTREAL CHICAGO CERT DEPOS		06366CXL7	25,000,000.00	BMO_DIR		100.00	25,000,067.50	67.50	67.50	0.00	0.00	0.13
DTD 03/06/2015 0.180% 06/01/2015												
SVENSKA HANDELSBANKEN NY CERT DEPOS		86958DOD7	50,000,000.00	SVENSKA		100.00	50,000,125.00	125.00	125.00	0.00	0.00	0.13
DTD 03/02/2015 0.175% 06/01/2015												
SVENSKA HANDELSBANKEN NY CERT DEPOS		86958DRN4	50,000,000.00	SVENSKA		100.00	50,000,070.00	70.00	70.00	0.00	0.00	0.13
DTD 03/26/2015 0.155% 06/01/2015												
SVENSKA HANDELSBANKEN NY CERT DEPOS		86958DQE5	75,000,000.00	SVENSKA		100.00	75,000,187.50	187.50	187.50	0.00	0.00	0.13
DTD 03/03/2015 0.175% 06/01/2015												
WELLS FARGO BANK NA CERT DEPOS		94988EC97	25,000,000.00	WELLSFAR		100.00	25,000,395.00	395.00	395.00	0.01	0.01	0.13
DTD 12/04/2014 0.230% 06/03/2015												
SUMITOMO MITSUI BANK NY CERT DEPOS		86563RQV3	25,000,000.00	SUMITOMO		100.00	25,000,217.50	217.50	217.50	0.01	0.01	0.14
DTD 05/06/2015 0.170% 06/05/2015												
SUMITOMO MITSUI BANK NY CERT DEPOS		86563ROE1	50,000,000.00	SUMITOMO		100.00	50,000,555.00	555.00	555.00	0.02	0.02	0.14
DTD 05/04/2015 0.170% 06/08/2015												
SUMITOMO MITSUI BANK NY CERT DEPOS		86563ROU5	25,000,000.00	SUMITOMO		100.00	25,000,290.00	290.00	290.00	0.03	0.03	0.15
DTD 05/06/2015 0.170% 06/10/2015												
NORDEA BANK FINLAND NY CERT DEPOS		65558LCH3	50,000,000.00	MORGANST		100.00	49,998,730.50	(1,269.50)	(1,269.50)	0.08	0.08	0.19
DTD 03/25/2015 0.175% 06/30/2015												
BANK OF MONTREAL CHICAGO CERT DEPOS		06366CZH4	75,000,000.00	BMO_DIR		100.00	74,998,719.75	(1,280.25)	(1,280.25)	0.08	0.08	0.19
DTD 03/25/2015 0.180% 06/30/2015												
BANK OF NOVA SCOTIA HOUSTON CERT DEPOS		06417HPC4	25,000,000.00	BNS		100.02	25,003,755.00	3,755.00	3,755.00	0.08	0.08	0.19
DTD 06/30/2014 0.280% 07/01/2015												



Managed Account Fair Market Value & Analytics

For the Month Ending **May 31, 2015**

SAN BERNARDINO COUNTY - 76990800

Security Type/Description Dated Date/Coupon/Maturity	CUSIP	Par	Broker	Next Call Date	Market Price	Market Value	Unreal G/L On Cost	Unreal G/L Amort Cost	Effective Duration	Duration to Worst at Mkt	YTM
Certificate of Deposit											
TORONTO DOMINION BANK NY CERT DEPOS DTD 09/09/2014 0.300% 07/01/2015	89112UVH1	25,000,000.00	ICAP		100.02	25,004,622.50	4,622.50	4,622.50	0.08	0.08	0.19
SWEDBANK NY CERT DEPOS DTD 03/26/2015 0.190% 07/01/2015	87019TK76	25,000,000.00	DIRECT		100.00	24,999,917.25	(82.75)	(82.75)	0.08	0.08	0.19
NORDEA BANK FINLAND NY CERT DEPOS DTD 03/04/2015 0.185% 07/01/2015	65558LBP6	50,000,000.00	WELLSFAR		100.00	49,999,401.00	(599.00)	(599.00)	0.08	0.08	0.19
SWEDBANK NY CERT DEPOS DTD 04/01/2015 0.180% 07/01/2015	87019TL59	50,000,000.00	DIRECT		100.00	49,998,975.50	(1,024.50)	(1,024.50)	0.08	0.08	0.19
BANK OF NOVA SCOTIA HOUSTON CERT DEPOS DTD 07/15/2014 0.290% 07/15/2015	06417HOJ8	25,000,000.00	BNS		100.02	25,004,605.00	4,605.00	4,605.00	0.12	0.12	0.22
TORONTO DOMINION BANK NY CERT DEPOS DTD 07/17/2014 0.300% 07/20/2015	89112UPE5	25,000,000.00	TOR DOM		100.02	25,005,225.00	5,225.00	5,225.00	0.14	0.14	0.22
ROYAL BANK OF CANADA NY CERT DEPOS DTD 07/24/2014 0.265% 07/24/2015	78009NRR9	25,000,000.00	DIRECT		100.01	25,002,530.00	2,530.00	2,530.00	0.15	0.15	0.23
BANK OF NOVA SCOTIA HOUSTON CERT DEPOS DTD 07/31/2014 0.300% 08/03/2015	06417HQY5	25,000,000.00	BNS		100.02	25,004,162.50	4,162.50	4,162.50	0.18	0.18	0.25
NORDEA BANK FINLAND NY CERT DEPOS DTD 04/17/2015 0.190% 08/03/2015	65558LDJ8	25,000,000.00	CITIGRP		99.98	24,994,495.25	(5,879.54)	(5,723.25)	0.18	0.18	0.25
SVENSKA HANDELSBANKEN CERT DEPOS DTD 04/28/2015 0.195% 08/03/2015	86958DTM4	25,000,000.00	SVENSKA		99.98	24,994,941.75	(5,058.25)	(5,058.25)	0.18	0.18	0.25
NORDEA BANK FINLAND NY CERT DEPOS DTD 05/07/2015 0.185% 08/03/2015	65558LEC2	25,000,000.00	WELLSFAR		99.98	24,994,056.00	(5,944.00)	(5,944.00)	0.18	0.18	0.25
TORONTO DOMINION BANK NY CERT DEPOS DTD 09/30/2014 0.350% 10/01/2015	89112UYE5	25,000,000.00	TOR DOM		100.00	24,998,972.50	(1,027.50)	(1,027.50)	0.34	0.34	0.35
WESTPAC BANKING CORP NY CERT DEPOS DTD 10/17/2014 0.310% 11/02/2015	96121TXW3	25,000,000.00	WELLSFAR		99.94	24,984,898.75	(15,101.25)	(15,101.25)	0.42	0.42	0.38
TORONTO DOMINION BANK NY CERT DEPOS DTD 10/29/2014 0.320% 11/02/2015	89112UG47	25,000,000.00	TOR DOM		99.95	24,987,051.75	(12,948.25)	(12,948.25)	0.42	0.42	0.38



Managed Account Fair Market Value & Analytics

For the Month Ending **May 31, 2015**

SAN BERNARDINO COUNTY - 76990800

Security Type/Description Dated Date/Coupon/Maturity	CUSIP	Par	Broker	Next Call Date	Market Price	Market Value	Unreal G/L On Cost	Unreal G/L Amort Cost	Effective Duration	Duration to Worst at Mkt	YTM
Certificate of Deposit											
WESTPAC BANKING CORP NY CERT DEPOS DTD 11/10/2014 0.330% 11/02/2015	96121TYE2	25,000,000.00	ICAP		99.96	24,989,205.75	(10,794.25)	(10,794.25)	0.42	0.42	0.38
WESTPAC BANKING CORP NY CERT DEPOS DTD 11/17/2014 0.340% 11/17/2015	96121TYF9	25,000,000.00	ICAP		99.95	24,987,803.00	(12,197.00)	(12,197.00)	0.46	0.46	0.39
ROYAL BANK OF CANADA NY CERT DEPOS DTD 05/20/2015 0.300% 11/20/2015	78009NUO7	25,000,000.00	RBC CAP		99.91	24,977,790.00	(22,210.00)	(22,210.00)	0.47	0.47	0.39
TORONTO DOMINION BANK NY CERT DEPOS DTD 11/26/2014 0.320% 11/30/2015	89112US44	25,000,000.00	TOR DOM		99.92	24,979,234.75	(20,765.25)	(20,765.25)	0.50	0.50	0.40
WESTPAC BANKING CORP NY CERT DEPOS DTD 12/04/2014 0.370% 12/04/2015	96121TYG7	25,000,000.00	ICAP		99.98	24,995,774.50	(4,225.50)	(4,225.50)	0.51	0.51	0.41
BANK OF NOVA SCOTIA HOUSTON CERT DEPOS DTD 12/10/2014 0.360% 12/10/2015	06417HXP6	25,000,000.00	BNS		99.97	24,993,166.50	(6,833.50)	(6,833.50)	0.53	0.53	0.41
TORONTO DOMINION BANK NY CERT DEPOS DTD 12/16/2014 0.400% 01/04/2016	89112U3A7	25,000,000.00	ICAP		99.77	24,942,391.25	(57,608.75)	(57,608.75)	0.60	0.60	0.45
BANK OF NOVA SCOTIA HOUSTON CERT DEPOS DTD 12/29/2014 0.420% 01/04/2016	06417HYK6	25,000,000.00	BNS		99.77	24,942,860.50	(57,139.50)	(57,139.50)	0.60	0.60	0.45
WESTPAC BANKING CORP NY CERT DEPOS DTD 01/02/2015 0.460% 01/04/2016	96121TYO5	25,000,000.00	UBS AG		99.78	24,943,783.75	(56,216.25)	(56,216.25)	0.60	0.60	0.45
TORONTO DOMINION BANK NY CERT DEPOS DTD 01/09/2015 0.440% 01/15/2016	89112U6H9	25,000,000.00	TOR DOM		99.98	24,994,255.50	(5,744.50)	(5,744.50)	0.63	0.63	0.47
BMO HARRIS BANK NA CERT DEPOS DTD 01/23/2015 0.450% 02/01/2016	05574BDO0	25,000,000.00	BMOHAR		99.97	24,991,429.00	(8,571.00)	(8,571.00)	0.68	0.68	0.49
BANK OF NOVA SCOTIA HOUSTON CERT DEPOS DTD 01/28/2015 0.410% 02/01/2016	06417HA30	25,000,000.00	MORGANST		99.74	24,935,179.25	(64,820.75)	(64,820.75)	0.67	0.67	0.49
BMO HARRIS BANK NA CERT DEPOS DTD 01/30/2015 0.450% 02/01/2016	05574BDS6	25,000,000.00	HSBC		99.75	24,936,875.75	(63,124.25)	(63,124.25)	0.67	0.67	0.49



Managed Account Fair Market Value & Analytics

For the Month Ending **May 31, 2015**

SAN BERNARDINO COUNTY - 76990800

Security Type/Description Dated Date/Coupon/Maturity	CUSIP	Par	Broker	Next Call Date	Market Price	Market Value	Unreal G/L On Cost	Unreal G/L Amort Cost	Effective Duration	Duration to Worst at Mkt	YTM
Certificate of Deposit											
TORONTO DOMINION BANK NY CERT DEPOS DTD 02/03/2015 0.400% 02/01/2016	89113ECF1	25,000,000.00	TOR DOM		99.81	24,952,035.50	(47,964.50)	(47,964.50)	0.67	0.67	0.49
Security Type Sub-Total		1,225,000,000.00				1,224,538,752.50	(461,622.29)	(461,466.00)	0.23	0.23	0.27
Bank Deposit Account											
STONECASTLE FICA	FICAMF003	50,000,000.00	OTHER		1.00	50,000,000.00	0.00	0.00	0.00	0.00	0.15
Security Type Sub-Total		50,000,000.00				50,000,000.00	0.00	0.00	0.00	0.00	0.15
Managed Account Sub-Total		5,057,929,000.00				5,075,339,895.59	(8,979,012.33)	5,569,294.00	0.86	0.90	0.40
Securities Sub-Total		\$5,057,929,000.00				\$5,075,339,895.59	(\$8,979,012.33)	\$5,569,294.00	0.86	0.90	0.40%
Accrued Interest						\$7,353,206.12					
Total Investments						\$5,082,693,101.71					



Managed Account Security Transactions & Interest

For the Month Ending **May 31, 2015**

SAN BERNARDINO COUNTY - 76990800

Transaction Type		Security Description	CUSIP	Par	Principal Proceeds	Accrued Interest	Total	Realized G/L Cost	Realized G/L Amort Cost	Sale Method
Trade	Settle									
BUY										
04/28/15	05/04/15	FHLB NOTES DTD 05/04/2015 1.000% 05/04/2018	3130A57K9	25,000,000.00	(25,006,500.00)	0.00	(25,006,500.00)			
05/01/15	05/01/15	CREDIT AGRICOLE CIB NY COMM PAPER -- 0.000% 05/04/2015	22533US46	120,000,000.00	(119,998,700.00)	0.00	(119,998,700.00)			
05/01/15	05/01/15	US BANK NA INT BEAR COMM PAPER DTD 05/01/2015 0.100% 05/04/2015	90349QG80	200,000,000.00	(200,000,000.00)	0.00	(200,000,000.00)			
05/01/15	05/18/15	FHLMC NOTES (CALLABLE) DTD 05/18/2015 0.800% 05/18/2017	3134G6G31	17,000,000.00	(17,000,000.00)	0.00	(17,000,000.00)			
05/01/15	05/18/15	FHLMC NOTES (CALLABLE) DTD 05/18/2015 0.800% 05/18/2017	3134G6G31	16,000,000.00	(16,000,000.00)	0.00	(16,000,000.00)			
05/01/15	05/18/15	FHLMC NOTES (CALLABLE) DTD 05/18/2015 0.800% 05/18/2017	3134G6G31	17,000,000.00	(17,000,000.00)	0.00	(17,000,000.00)			
05/01/15	05/19/15	INTL BK RECON & DEV GLOBAL NT (CALLABLE) DTD 05/19/2015 0.770% 05/19/2017	45905USE5	25,000,000.00	(25,000,000.00)	0.00	(25,000,000.00)			
05/01/15	05/19/15	INTL BK RECON & DEV GLOBAL NT (CALLABLE) DTD 05/19/2015 0.770% 05/19/2017	45905USE5	25,000,000.00	(25,000,000.00)	0.00	(25,000,000.00)			
05/04/15	05/04/15	US BANK NA INT BEAR COMM PAPER DTD 05/04/2015 0.100% 05/05/2015	90349QG98	200,000,000.00	(200,000,000.00)	0.00	(200,000,000.00)			
05/04/15	05/04/15	CREDIT AGRICOLE CIB NY COMM PAPER -- 0.000% 05/05/2015	22533US53	85,000,000.00	(84,999,693.06)	0.00	(84,999,693.06)			
05/04/15	05/04/15	SUMITOMO MITSUI BANK NY CERT DEPOS DTD 05/04/2015 0.170% 06/08/2015	86563ROE1	50,000,000.00	(50,000,000.00)	0.00	(50,000,000.00)			
05/04/15	05/11/15	FFCB NOTES DTD 05/11/2015 1.030% 05/11/2018	3133EEJ50	25,000,000.00	(24,980,500.00)	0.00	(24,980,500.00)			
05/05/15	05/05/15	US BANK NA INT BEAR COMM PAPER DTD 05/05/2015 0.100% 05/06/2015	90349OH22	150,000,000.00	(150,000,000.00)	0.00	(150,000,000.00)			
05/05/15	05/05/15	CREDIT AGRICOLE CIB NY COMM PAPER -- 0.000% 05/06/2015	22533US61	135,000,000.00	(134,999,512.50)	0.00	(134,999,512.50)			



Managed Account Security Transactions & Interest

For the Month Ending **May 31, 2015**

SAN BERNARDINO COUNTY - 76990800

Transaction Type		Security Description	CUSIP	Par	Principal Proceeds	Accrued Interest	Total	Realized G/L Cost	Realized G/L Amort Cost	Sale Method
Trade	Settle									
BUY										
05/05/15	05/11/15	FFCB NOTES DTD 05/11/2015 1.030% 05/11/2018	3133EEJ50	25,000,000.00	(24,954,575.00)	0.00	(24,954,575.00)			
05/06/15	05/06/15	SUMITOMO MITSUI BANK NY CERT DEPOS DTD 05/06/2015 0.170% 06/05/2015	86563ROV3	25,000,000.00	(25,000,000.00)	0.00	(25,000,000.00)			
05/06/15	05/06/15	CREDIT AGRICOLE CIB NY COMM PAPER -- 0.000% 05/07/2015	22533US79	185,000,000.00	(184,999,331.94)	0.00	(184,999,331.94)			
05/06/15	05/06/15	SUMITOMO MITSUI BANK NY CERT DEPOS DTD 05/06/2015 0.170% 06/10/2015	86563ROU5	25,000,000.00	(25,000,000.00)	0.00	(25,000,000.00)			
05/06/15	05/06/15	US BANK NA INT BEAR COMM PAPER DTD 05/06/2015 0.100% 05/07/2015	90349QH55	200,000,000.00	(200,000,000.00)	0.00	(200,000,000.00)			
05/06/15	05/07/15	NORDEA BANK FINLAND NY CERT DEPOS DTD 05/07/2015 0.185% 08/03/2015	65558LEC2	25,000,000.00	(25,000,000.00)	0.00	(25,000,000.00)			
05/07/15	05/07/15	CREDIT AGRICOLE CIB NY COMM PAPER -- 0.000% 05/08/2015	22533US87	155,000,000.00	(154,999,440.28)	0.00	(154,999,440.28)			
05/07/15	05/07/15	US BANK NA INT BEAR COMM PAPER DTD 05/07/2015 0.100% 05/08/2015	90349QJ38	200,000,000.00	(200,000,000.00)	0.00	(200,000,000.00)			
05/08/15	05/08/15	CREDIT AGRICOLE CIB NY COMM PAPER -- 0.000% 05/11/2015	22533USB0	125,000,000.00	(124,998,645.83)	0.00	(124,998,645.83)			
05/08/15	05/08/15	US BANK NA INT BEAR COMM PAPER DTD 05/08/2015 0.100% 05/11/2015	90349QJ61	200,000,000.00	(200,000,000.00)	0.00	(200,000,000.00)			
05/11/15	05/11/15	US BANK NA INT BEAR COMM PAPER DTD 05/11/2015 0.100% 05/12/2015	90349QK28	200,000,000.00	(200,000,000.00)	0.00	(200,000,000.00)			
05/11/15	05/11/15	CREDIT AGRICOLE CIB NY COMM PAPER -- 0.000% 05/12/2015	22533USC8	113,000,000.00	(112,999,591.94)	0.00	(112,999,591.94)			
05/12/15	05/12/15	CREDIT AGRICOLE CIB NY COMM PAPER -- 0.000% 05/13/2015	22533USD6	100,000,000.00	(99,999,638.89)	0.00	(99,999,638.89)			



Managed Account Security Transactions & Interest

For the Month Ending **May 31, 2015**

SAN BERNARDINO COUNTY - 76990800

Transaction Type		Security Description	CUSIP	Par	Principal Proceeds	Accrued Interest	Total	Realized G/L Cost	Realized G/L Amort Cost	Sale Method
Trade	Settle									
BUY										
05/12/15	05/12/15	US BANK NA INT BEAR COMM PAPER DTD 05/12/2015 0.100% 05/13/2015	90349QK36	200,000,000.00	(200,000,000.00)	0.00	(200,000,000.00)			
05/13/15	05/13/15	CREDIT AGRICOLE CIB NY COMM PAPER DTD 05/13/2015 0.000% 05/14/2015	22533USE4	135,000,000.00	(134,999,512.50)	0.00	(134,999,512.50)			
05/13/15	05/13/15	US BANK NA INT BEAR COMM PAPER DTD 05/13/2015 0.100% 05/14/2015	90349QK77	150,000,000.00	(150,000,000.00)	0.00	(150,000,000.00)			
05/14/15	05/14/15	US BANK NA INT BEAR COMM PAPER DTD 05/14/2015 0.100% 05/15/2015	90349QL27	150,000,000.00	(150,000,000.00)	0.00	(150,000,000.00)			
05/14/15	05/14/15	CREDIT AGRICOLE CIB NY COMM PAPER -- 0.000% 05/15/2015	22533USF1	112,000,000.00	(111,999,595.56)	0.00	(111,999,595.56)			
05/15/15	05/15/15	US BANK NA INT BEAR COMM PAPER DTD 05/15/2015 0.100% 05/18/2015	90349QL43	150,000,000.00	(150,000,000.00)	0.00	(150,000,000.00)			
05/15/15	05/15/15	CREDIT AGRICOLE CIB NY COMM PAPER -- 0.000% 05/18/2015	22533USJ3	105,000,000.00	(104,998,862.50)	0.00	(104,998,862.50)			
05/18/15	05/18/15	CREDIT AGRICOLE CIB NY COMM PAPER -- 0.000% 05/19/2015	22533USK0	35,000,000.00	(34,999,873.61)	0.00	(34,999,873.61)			
05/18/15	05/18/15	US BANK NA INT BEAR COMM PAPER DTD 05/18/2015 0.100% 05/19/2015	90349QL92	150,000,000.00	(150,000,000.00)	0.00	(150,000,000.00)			
05/19/15	05/19/15	US BANK NA INT BEAR COMM PAPER DTD 05/19/2015 0.100% 05/20/2015	90349QM26	180,000,000.00	(180,000,000.00)	0.00	(180,000,000.00)			
05/20/15	05/20/15	US BANK NA INT BEAR COMM PAPER DTD 05/20/2015 0.100% 05/21/2015	90349QM75	185,000,000.00	(185,000,000.00)	0.00	(185,000,000.00)			
05/20/15	05/21/15	ROYAL BANK OF CANADA NY CERT DEPOS DTD 05/20/2015 0.300% 11/20/2015	78009NUQ7	25,000,000.00	(25,000,000.00)	(208.33)	(25,000,208.33)			
05/21/15	05/21/15	US BANK NA INT BEAR COMM PAPER DTD 05/21/2015 0.100% 05/22/2015	90349QN25	160,000,000.00	(160,000,000.00)	0.00	(160,000,000.00)			
05/22/15	05/22/15	US BANK NA INT BEAR COMM PAPER DTD 05/22/2015 0.100% 05/26/2015	90349QN41	100,000,000.00	(100,000,000.00)	0.00	(100,000,000.00)			



Managed Account Security Transactions & Interest

For the Month Ending **May 31, 2015**

SAN BERNARDINO COUNTY - 76990800

Transaction Type		Security Description	CUSIP	Par	Principal Proceeds	Accrued Interest	Total	Realized G/L Cost	Realized G/L Amort Cost	Sale Method
Trade	Settle									
BUY										
05/26/15	05/26/15	US BANK NA INT BEAR COMM PAPER DTD 05/26/2015 0.100% 05/27/2015	90349QN74	120,000,000.00	(120,000,000.00)	0.00	(120,000,000.00)			
05/27/15	05/27/15	US BANK NA INT BEAR COMM PAPER DTD 05/27/2015 0.100% 05/28/2015	90349QP23	200,000,000.00	(200,000,000.00)	0.00	(200,000,000.00)			
05/27/15	05/27/15	CREDIT AGRICOLE CIB NY COMM PAPER DTD 05/21/2015 0.000% 05/28/2015	22533USU8	173,000,000.00	(172,999,375.28)	0.00	(172,999,375.28)			
05/28/15	05/28/15	CREDIT AGRICOLE CIB NY COMM PAPER -- 0.000% 05/29/2015	22533USV6	155,000,000.00	(154,999,440.28)	0.00	(154,999,440.28)			
05/28/15	05/28/15	US BANK NA INT BEAR COMM PAPER DTD 05/28/2015 0.100% 05/29/2015	90349QP49	200,000,000.00	(200,000,000.00)	0.00	(200,000,000.00)			
05/28/15	05/29/15	FHLMC NOTES DTD 05/29/2015 0.750% 07/14/2017	3137EADV8	25,000,000.00	(24,980,500.00)	0.00	(24,980,500.00)			
05/29/15	05/29/15	NATIXIS US BRANCH COMM PAPER -- 0.000% 06/01/2015	63873KT15	40,000,000.00	(39,999,766.67)	0.00	(39,999,766.67)			
05/29/15	05/29/15	US BANK NA INT BEAR COMM PAPER DTD 05/29/2015 0.100% 06/01/2015	90349QP98	200,000,000.00	(200,000,000.00)	0.00	(200,000,000.00)			
Transaction Type Sub-Total				5,618,000,000.00	(5,617,913,055.84)	(208.33)	(5,617,913,264.17)			
INTEREST										
05/01/15	05/01/15	FFCB NOTES DTD 05/01/2012 0.500% 05/01/2015	3133EANJ3	25,000,000.00	0.00	62,500.00	62,500.00			
05/05/15	05/05/15	FFCB NOTES AGENCY DTD 02/05/2014 0.310% 11/05/2015	3133EDET5	50,000,000.00	0.00	77,500.00	77,500.00			
05/08/15	05/08/15	GENERAL ELEC CAP CORP (FLOAT) DTD 02/08/2012 1.076% 02/08/2016	36962G5T7	5,035,000.00	0.00	13,293.66	13,293.66			
05/09/15	05/09/15	FHLB NOTES (CALLABLE) BONDS DTD 11/09/2012 1.000% 11/09/2017	3133813R4	25,000,000.00	0.00	125,000.00	125,000.00			
05/11/15	05/11/15	FANNIE MAE GLOBAL NOTES DTD 04/16/2007 5.000% 05/11/2017	31359M7X5	50,000,000.00	0.00	1,250,000.00	1,250,000.00			
05/15/15	05/15/15	FANNIE MAE NOTES DTD 10/20/2011 1.375% 11/15/2016	3135G0ES8	25,000,000.00	0.00	171,875.00	171,875.00			



Managed Account Security Transactions & Interest

For the Month Ending **May 31, 2015**

SAN BERNARDINO COUNTY - 76990800

Transaction Type		Security Description	CUSIP	Par	Principal Proceeds	Accrued Interest	Total	Realized G/L Cost	Realized G/L Amort Cost	Sale Method
Trade	Settle									
INTEREST										
05/15/15	05/15/15	US TREASURY NOTES DTD 05/15/2013 0.250% 05/15/2016	912828VC1	25,000,000.00	0.00	31,250.00	31,250.00			
05/15/15	05/15/15	FANNIE MAE NOTES DTD 10/20/2011 1.375% 11/15/2016	3135G0ES8	25,000,000.00	0.00	171,875.00	171,875.00			
05/15/15	05/15/15	FANNIE MAE NOTES DTD 10/20/2011 1.375% 11/15/2016	3135G0ES8	25,000,000.00	0.00	171,875.00	171,875.00			
05/15/15	05/15/15	FNMA NOTES (CALLABLE) DTD 11/15/2012 1.000% 11/15/2017	3135G0RQ8	25,000,000.00	0.00	125,000.00	125,000.00			
05/15/15	05/15/15	US TREASURY NOTES DTD 11/15/2006 4.625% 11/15/2016	912828FY1	25,000,000.00	0.00	578,125.00	578,125.00			
05/17/15	05/17/15	FFCB (FLOATING) NOTES DTD 04/17/2014 0.233% 04/17/2017	3133EDJX1	25,000,000.00	0.00	4,800.00	4,800.00			
05/24/15	05/24/15	FHLMC NOTES DTD 11/06/2012 0.450% 11/24/2015	3134G3W55	25,000,000.00	0.00	56,250.00	56,250.00			
05/25/15	05/25/15	FFCB NOTES DTD 11/25/2014 0.375% 05/25/2016	3133EECW8	25,000,000.00	0.00	46,875.00	46,875.00			
05/25/15	05/25/15	FFCB NOTES DTD 11/25/2014 0.375% 05/25/2016	3133EECW8	25,000,000.00	0.00	46,875.00	46,875.00			
05/27/15	05/27/15	FHLMC NOTES DTD 04/08/2011 2.500% 05/27/2016	3137EACT4	50,000,000.00	0.00	625,000.00	625,000.00			
05/27/15	05/27/15	FFCB (FLOATING) NOTES DTD 02/27/2014 0.240% 02/27/2017	3133EDFW7	30,000,000.00	0.00	5,906.25	5,906.25			
05/31/15	05/31/15	FEDERATED GOVT OBLIGATIONS FUND	60934N104	0.00	0.00	93.31	93.31			
05/31/15	05/31/15	US TREASURY NOTES DTD 05/31/2011 1.750% 05/31/2016	912828OP8	25,000,000.00	0.00	218,750.00	218,750.00			
05/31/15	05/31/15	US TREASURY NOTES DTD 11/30/2011 0.875% 11/30/2016	912828RU6	25,000,000.00	0.00	109,375.00	109,375.00			
05/31/15	05/31/15	STONECASTLE FICA	FICAMF003	0.00	0.00	6,789.55	6,789.55			
05/31/15	05/31/15	FIDELITY GOV'T MM FUND 57	316175108	0.00	0.00	118.92	118.92			
05/31/15	05/31/15	US TREASURY NOTES DTD 05/31/2012 0.625% 05/31/2017	912828SY7	15,000,000.00	0.00	46,875.00	46,875.00			
05/31/15	05/31/15	CALIFORNIA ASSET MANAGEMENT PROGRAM	CAMPFM025	0.00	0.00	3,522.39	3,522.39			
Transaction Type Sub-Total				550,035,000.00	0.00	3,949,524.08	3,949,524.08			



Managed Account Security Transactions & Interest

For the Month Ending **May 31, 2015**

SAN BERNARDINO COUNTY - 76990800

Transaction Type		Security Description	CUSIP	Par	Principal Proceeds	Accrued Interest	Total	Realized G/L Cost	Realized G/L Amort Cost	Sale Method
Trade	Settle									
MATURITY										
05/01/15	05/01/15	WELLS FARGO BANK NA CERT DEPOS DTD 10/08/2014 0.230% 05/01/2015	94988EAK4	25,000,000.00	25,000,000.00	32,743.06	25,032,743.06	0.00	0.00	
05/01/15	05/01/15	US BANK NA INT BEAR COMM PAPER DTD 04/30/2015 0.100% 05/01/2015	90349OF99	200,000,000.00	200,000,000.00	555.56	200,000,555.56	0.00	0.00	
05/01/15	05/01/15	TOYOTA MOTOR CREDIT CORP COMM PAPER -- 0.000% 05/01/2015	89233HS13	25,000,000.00	25,000,000.00	0.00	25,000,000.00	25,555.56	0.00	
05/01/15	05/01/15	TOYOTA MOTOR CREDIT CORP COMM PAPER -- 0.000% 05/01/2015	89233HS13	25,000,000.00	25,000,000.00	0.00	25,000,000.00	19,861.11	0.00	
05/01/15	05/01/15	CREDIT AGRICOLE CIB NY COMM PAPER -- 0.000% 05/01/2015	22533US12	35,000,000.00	35,000,000.00	0.00	35,000,000.00	68.06	0.00	
05/01/15	05/01/15	FFCB NOTES DTD 05/01/2012 0.500% 05/01/2015	3133EANJ3	25,000,000.00	25,000,000.00	0.00	25,000,000.00	35,725.00	0.00	
05/01/15	05/01/15	SUMITOMO MITSUI BANK NY CERT DEPOS DTD 04/07/2015 0.160% 05/01/2015	86563RLU0	75,000,000.00	75,000,000.00	8,000.00	75,008,000.00	0.00	0.00	
05/04/15	05/04/15	SUMITOMO MITSUI BANK NY CERT DEPOS DTD 04/02/2015 0.160% 05/04/2015	86563RLD8	75,000,000.00	75,000,000.00	10,666.67	75,010,666.67	0.00	0.00	
05/04/15	05/04/15	US BANK NA INT BEAR COMM PAPER DTD 05/01/2015 0.100% 05/04/2015	90349QG80	200,000,000.00	200,000,000.00	1,666.67	200,001,666.67	0.00	0.00	
05/04/15	05/04/15	CREDIT AGRICOLE CIB NY COMM PAPER -- 0.000% 05/04/2015	22533US46	120,000,000.00	120,000,000.00	0.00	120,000,000.00	1,300.00	0.00	
05/05/15	05/05/15	CREDIT AGRICOLE CIB NY COMM PAPER -- 0.000% 05/05/2015	22533US53	85,000,000.00	85,000,000.00	0.00	85,000,000.00	306.94	0.00	
05/05/15	05/05/15	US BANK NA INT BEAR COMM PAPER DTD 05/04/2015 0.100% 05/05/2015	90349QG98	200,000,000.00	200,000,000.00	555.56	200,000,555.56	0.00	0.00	
05/06/15	05/06/15	US BANK NA INT BEAR COMM PAPER DTD 05/05/2015 0.100% 05/06/2015	90349QH22	150,000,000.00	150,000,000.00	416.67	150,000,416.67	0.00	0.00	



Managed Account Security Transactions & Interest

For the Month Ending **May 31, 2015**

SAN BERNARDINO COUNTY - 76990800

Transaction Type		Security Description	CUSIP	Par	Principal Proceeds	Accrued Interest	Total	Realized G/L Cost	Realized G/L Amort Cost	Sale Method
Trade	Settle									
MATURITY										
05/06/15	05/06/15	CREDIT AGRICOLE CIB NY COMM PAPER -- 0.000% 05/06/2015	22533US61	135,000,000.00	135,000,000.00	0.00	135,000,000.00	487.50	0.00	
05/07/15	05/07/15	GENERAL ELEC CAP CORP COMM PAPER -- 0.000% 05/07/2015	36959JS79	25,000,000.00	25,000,000.00	0.00	25,000,000.00	20,694.44	0.00	
05/07/15	05/07/15	CREDIT AGRICOLE CIB NY COMM PAPER -- 0.000% 05/07/2015	22533US79	185,000,000.00	185,000,000.00	0.00	185,000,000.00	668.06	0.00	
05/07/15	05/07/15	US BANK NA INT BEAR COMM PAPER DTD 05/06/2015 0.100% 05/07/2015	90349QH55	200,000,000.00	200,000,000.00	555.56	200,000,555.56	0.00	0.00	
05/08/15	05/08/15	US BANK NA INT BEAR COMM PAPER DTD 05/07/2015 0.100% 05/08/2015	90349QJ38	200,000,000.00	200,000,000.00	555.56	200,000,555.56	0.00	0.00	
05/08/15	05/08/15	CREDIT AGRICOLE CIB NY COMM PAPER -- 0.000% 05/08/2015	22533US87	155,000,000.00	155,000,000.00	0.00	155,000,000.00	559.72	0.00	
05/11/15	05/11/15	CREDIT AGRICOLE CIB NY COMM PAPER -- 0.000% 05/11/2015	22533USB0	125,000,000.00	125,000,000.00	0.00	125,000,000.00	1,354.17	0.00	
05/11/15	05/11/15	SUMITOMO MITSUI BANK NY CERT DEPOS DTD 04/06/2015 0.160% 05/11/2015	86563RLO9	50,000,000.00	50,000,000.00	7,777.78	50,007,777.78	0.00	0.00	
05/11/15	05/11/15	US BANK NA INT BEAR COMM PAPER DTD 05/08/2015 0.100% 05/11/2015	90349QJ61	200,000,000.00	200,000,000.00	1,666.67	200,001,666.67	0.00	0.00	
05/12/15	05/12/15	US BANK NA INT BEAR COMM PAPER DTD 05/11/2015 0.100% 05/12/2015	90349OK28	200,000,000.00	200,000,000.00	555.56	200,000,555.56	0.00	0.00	
05/12/15	05/12/15	CREDIT AGRICOLE CIB NY COMM PAPER -- 0.000% 05/12/2015	22533USC8	113,000,000.00	113,000,000.00	0.00	113,000,000.00	408.06	0.00	
05/13/15	05/13/15	US BANK NA INT BEAR COMM PAPER DTD 05/12/2015 0.100% 05/13/2015	90349OK36	200,000,000.00	200,000,000.00	555.56	200,000,555.56	0.00	0.00	
05/13/15	05/13/15	CREDIT AGRICOLE CIB NY COMM PAPER -- 0.000% 05/13/2015	22533USD6	100,000,000.00	100,000,000.00	0.00	100,000,000.00	361.11	0.00	



Managed Account Security Transactions & Interest

For the Month Ending **May 31, 2015**

SAN BERNARDINO COUNTY - 76990800

Transaction Type		Security Description	CUSIP	Par	Principal Proceeds	Accrued Interest	Total	Realized G/L Cost	Realized G/L Amort Cost	Sale Method
Trade	Settle									
MATURITY										
05/14/15	05/14/15	CREDIT AGRICOLE CIB NY COMM PAPER DTD 05/13/2015 0.000% 05/14/2015	22533USE4	135,000,000.00	135,000,000.00	0.00	135,000,000.00	487.50	0.00	
05/14/15	05/14/15	US BANK NA INT BEAR COMM PAPER DTD 05/13/2015 0.100% 05/14/2015	90349OK77	150,000,000.00	150,000,000.00	416.67	150,000,416.67	0.00	0.00	
05/15/15	05/15/15	US BANK NA INT BEAR COMM PAPER DTD 05/14/2015 0.100% 05/15/2015	90349QL27	150,000,000.00	150,000,000.00	416.67	150,000,416.67	0.00	0.00	
05/15/15	05/15/15	CREDIT AGRICOLE CIB NY COMM PAPER -- 0.000% 05/15/2015	22533USF1	112,000,000.00	112,000,000.00	0.00	112,000,000.00	404.44	0.00	
05/18/15	05/18/15	US BANK NA INT BEAR COMM PAPER DTD 05/15/2015 0.100% 05/18/2015	90349QL43	150,000,000.00	150,000,000.00	1,250.00	150,001,250.00	0.00	0.00	
05/18/15	05/18/15	CREDIT AGRICOLE CIB NY COMM PAPER -- 0.000% 05/18/2015	22533USJ3	105,000,000.00	105,000,000.00	0.00	105,000,000.00	1,137.50	0.00	
05/19/15	05/19/15	WELLS FARGO BANK NA CERT DEPOS DTD 11/19/2014 0.230% 05/19/2015	94988EB72	25,000,000.00	25,000,000.00	28,909.72	25,028,909.72	0.00	0.00	
05/19/15	05/19/15	CREDIT AGRICOLE CIB NY COMM PAPER -- 0.000% 05/19/2015	22533USK0	35,000,000.00	35,000,000.00	0.00	35,000,000.00	126.39	0.00	
05/19/15	05/19/15	US BANK NA INT BEAR COMM PAPER DTD 05/18/2015 0.100% 05/19/2015	90349QL92	150,000,000.00	150,000,000.00	416.67	150,000,416.67	0.00	0.00	
05/20/15	05/20/15	US BANK NA INT BEAR COMM PAPER DTD 05/19/2015 0.100% 05/20/2015	90349QM26	180,000,000.00	180,000,000.00	500.00	180,000,500.00	0.00	0.00	
05/21/15	05/21/15	US BANK NA INT BEAR COMM PAPER DTD 05/20/2015 0.100% 05/21/2015	90349QM75	185,000,000.00	185,000,000.00	513.89	185,000,513.89	0.00	0.00	
05/22/15	05/22/15	BANK OF TOKYO MITS UFJ LTD COMM PAPER -- 0.000% 05/22/2015	06538CSN2	50,000,000.00	50,000,000.00	0.00	50,000,000.00	28,125.00	0.00	
05/22/15	05/22/15	US BANK NA INT BEAR COMM PAPER DTD 05/21/2015 0.100% 05/22/2015	90349QN25	160,000,000.00	160,000,000.00	444.44	160,000,444.44	0.00	0.00	
05/26/15	05/26/15	US BANK NA INT BEAR COMM PAPER DTD 05/22/2015 0.100% 05/26/2015	90349QN41	100,000,000.00	100,000,000.00	1,111.11	100,001,111.11	0.00	0.00	



Managed Account Security Transactions & Interest

For the Month Ending **May 31, 2015**

SAN BERNARDINO COUNTY - 76990800

Transaction Type		Security Description	CUSIP	Par	Principal Proceeds	Accrued Interest	Total	Realized G/L Cost	Realized G/L Amort Cost	Sale Method
Trade	Settle									
MATURITY										
05/26/15	05/26/15	BANK OF TOKYO MITSUBISHI LTD COMM PAPER -- 0.000% 05/26/2015	06538CSS1	40,000,000.00	40,000,000.00	0.00	40,000,000.00	8,444.44	0.00	
05/27/15	05/27/15	US BANK NA INT BEAR COMM PAPER DTD 05/26/2015 0.100% 05/27/2015	90349ON74	120,000,000.00	120,000,000.00	333.33	120,000,333.33	0.00	0.00	
05/28/15	05/28/15	US BANK NA INT BEAR COMM PAPER DTD 05/27/2015 0.100% 05/28/2015	90349QP23	200,000,000.00	200,000,000.00	555.56	200,000,555.56	0.00	0.00	
05/28/15	05/28/15	CREDIT AGRICOLE CIB NY COMM PAPER DTD 05/21/2015 0.000% 05/28/2015	22533USU8	173,000,000.00	173,000,000.00	0.00	173,000,000.00	624.72	0.00	
05/29/15	05/29/15	CREDIT AGRICOLE CIB NY COMM PAPER -- 0.000% 05/29/2015	22533USV6	155,000,000.00	155,000,000.00	0.00	155,000,000.00	559.72	0.00	
05/29/15	05/29/15	US BANK NA INT BEAR COMM PAPER DTD 05/28/2015 0.100% 05/29/2015	90349OP49	200,000,000.00	200,000,000.00	555.56	200,000,555.56	0.00	0.00	
Transaction Type Sub-Total				5,703,000,000.00	5,703,000,000.00	101,694.50	5,703,101,694.50	147,259.44	0.00	
Managed Account Sub-Total					85,086,944.16	4,051,010.25	89,137,954.41	147,259.44	0.00	
Total Security Transactions					\$85,086,944.16	\$4,051,010.25	\$89,137,954.41	\$147,259.44	\$0.00	